

GET IN TOUCH WITH ARTEOR™

A WORLD OF NEW POSSIBILITIES



2023 EDITION

THE GLOBAL SPECIALIST
IN ELECTRICAL AND DIGITAL BUILDING INFRASTRUCTURES











WORLD IN PROGRESS

ARTEOR™ IS PART OF IT

Digitalisation and networks are changing everything: how we live, communicate, work and shape our environment. Homes, offices, hotels and public buildings are becoming smarter all the time and ever more amenable to what their occupants want.

Arteor exploits these new opportunities and is also easy to install, configure and use. With its new functions, innovative operating concepts and updated design, Arteor provides universal solutions to the problems encountered by dealers, retailers, installers, systems integrators and planning specialists all over the world – as well as the expectations of their clients.

CONTENTS

2-5 GENERAL FEATURES		WORLD IN PROGRESS ARTEOR™ IS TRULY INTERNATIONAL	02 04
6-11 NEW FINISHES		NEW NEUTRAL FINISHES A WIDER CHOICE OF METALS ARTEOR™ ON TREND	06 08 10
12-15 NEW ARTEOR™ FUNCTIONS		USB CHARGERS FOR THE HOME LIGHTING SOLUTIONS	12 14
16-29 ARTEOR™ WITH NETATMO		A TOUCH OF SMARTNESS ADAPTIVE TO SUIT OUR EVER-CHANGING LIFESTYLE FUNCTIONALITY MEETS DESIGN EASY INSTALLATION TALK - SWIPE - TOUCH THE HOME + CONTROL APP	16 18 22 24 26 28
30-39 ARTEOR™ MYHOME		FOR A FULLY CONNECTED HOME INDIVIDUAL TEMPERATURE MANAGEMENT ADAPTABLE TO YOUR HABITS HOMETOUCH MONITORING AND CONTROL	30 32 34 36 38
40-41 ELIOT PROGRAM		OPEN TO INTEROPERABILITY	40
42-45 HOSPITALITY BUILDING		UX FOR UPSCALE HOTELS THE PERSONAL TOUCH	42 44
46-95 CATALOGUE		PRODUCT PAGES	46

GLOBAL SOLUTIONS

ARTEOR™ IS TRULY INTERNATIONAL

Across our globalised world, people's needs and expectations are increasingly converging. The same can be said of lifestyles and the desire for greater convenience, security and an efficient use of resources. Although this genuinely global trend is fuelled by technology, barriers do still exist in the form of regional standards. Arteor helps overcome these obstacles and enables planners and developers operating at a global level to implement their projects all over the world. This is achieved by setting the same high standards, regardless of location, in terms of functionality, design, simplicity of installation, configuration and use.

The Arteor range is remarkably modular, enabling the implementation of complex projects of any scale and complexity without having to compromise on the systems used. Arteor also supports integration of technologies from third parties, which is an increasingly important criterion for international projects in general, and hotel projects in particular.



TIMELESS HARMONY

NEW NEUTRAL FINISHES



MAGNESIUM



SOFT ALUMINIUM



WHITE

NEUTRAL FULL COLOUR

This neutral and minimalist collection leaves plenty of room for contemporary design concepts. An extended colour range with new plate and mechanism colours gives designers even greater freedom.



CHAMPAGNE

NEW COMBINATIONS

Arteor meets customisation requirements by offering more ways to combine colours. But the more technology shapes our lives, the more we want it to blend in discreetly with our individual environments. This is why clean lines and a pared-down look define the design philosophy of the range.




DARK BRONZE



GRAPHITE

STRONG IMPACT

A WIDER CHOICE OF METALS



REFLECTIVE METAL

A new collection made of metal finishes provides a suitably brilliant solution for more demanding projects. Elegantly discreet despite their mirror finish, these switches blend seamlessly into their environment.

Available in gold and other colours, they give a definite nod to the technology involved.



STAINLESS STEEL




GOLD



BRUSHED METAL

Two further colours have been added to this relatively neutral but prestigious collection of brushed metal finishes. "Pink Champagne" (a warm, reddish brown) and "Black" offer designers a wider choice for high-end applications.



PINK CHAMPAGNE



STAINLESS STEEL



GOLD BRASS



BLACK

OUT OF THE BOX

ARTEOR™ ON TREND


In the Wood collection, nature and technology combine to create an original, appealing finish. The unique texture of Signature Cube turns this extraordinary finish into a sophisticated modern design element and creates a unique combination of look and feel.



CUBE



GREY OAK



Both collections create an impression of discretion and technical sophistication. Chromed metal accents reinforce the image of a prestigious product. A bevelled profile ensures an on-trend slimline look.

KEEP IN TOUCH

NEW ARTEOR™ FUNCTIONS




You have to be connected to get on. This is why options to charge mobile devices, wherever you may be, are so essential these days. Arteor offers chargers in various versions for this very reason, whether you're out and about, at home, in a hotel, or at the office. USB chargers or wireless chargers – they both allow you to keep your mobile devices charged and running, anywhere and any time.



ALWAYS FULL POWER

USB CHARGERS FOR THE HOME


Conveniently placed USB chargers at home allow you to charge your mobile devices easily wherever it's handy: near the entrance, by the bedside or in the kitchen... Arteor has a suitable solution for every kind of mobile device – including, of course for the new generation with USB C-Type connection.



A-TYPE + C-TYPE - 3A - 5V D.C.


USB A-TYPE AND C-TYPE CONNECTIVITY

More and more mobile devices are equipped with the new C-Type USB. The new Arteor 10A double powerpoint can be equipped with two different USB charging ports, A-Type and C-Type 3A - 5V d.c.



BRING USB CHARGING TO YOUR SOCKET OUTLET

The Arteor Single Powerpoint outlet can be associated to a 1.5A - 5Vd.c. USB A-Type charging port. The socket outlet complies with AS/NZS3112 and is shuttered for child safety.



The USB charger output is sufficient to charge most smartphones at full speed.

USB CHARGER

These modular charging sockets with a C-Type USB charging port comply with IEC 62684-2011-1. Aesthetically pleasing, they can be used to charge any mobile device, both at work and at home.



MODULAR USB A-TYPE + C-TYPE CHARGER 5 V d.c. 3A - 15 W



MODULAR DOUBLE C-TYPE USB CHARGER 5 V d.c. 3A - 15 W

THE RIGHT M O O D

ARTEOR™ LIGHTING SOLUTIONS

Light creates atmosphere, emphasises room features and helps overcome emergencies. Arteor solutions provide bright prospects for developers and decorators who want to make a very deliberate use of lighting in their projects.



UNIVERSAL PUSH-BUTTON DIMMER FOR ALL TYPES OF LAMPS

With the Universal dimmer for all modern loads including dimmable CFLs and LEDs Arteor makes it easy to create individual lighting moods.

Convenient to use:

33% and 66% luminance are preset, and there is a level memory function too. The night light function with its slow dimming feature is a practical solution for bedrooms or children's rooms.


Easy installation:

Two cables are enough as a neutral wire is not required
– ideal for renovations or installation work carried out at a later time.



ARTEOR™ WITH NETATMO

A TOUCH OF SMARTNESS



ARTEOR™ with NETATMO

THE SMART WIRELESS SOLUTION

Arteor with Netatmo is a radio based solution for the connected home. The intelligent products communicate with each other via radio ZigBee (2.4 GHz waveband). This means there is no need for specific or extensive cabling. Although the range only contains a few products, these can be used to create numerous individual solutions for a more customised feel at home.

SIMPLE, ADAPTABLE, OPEN

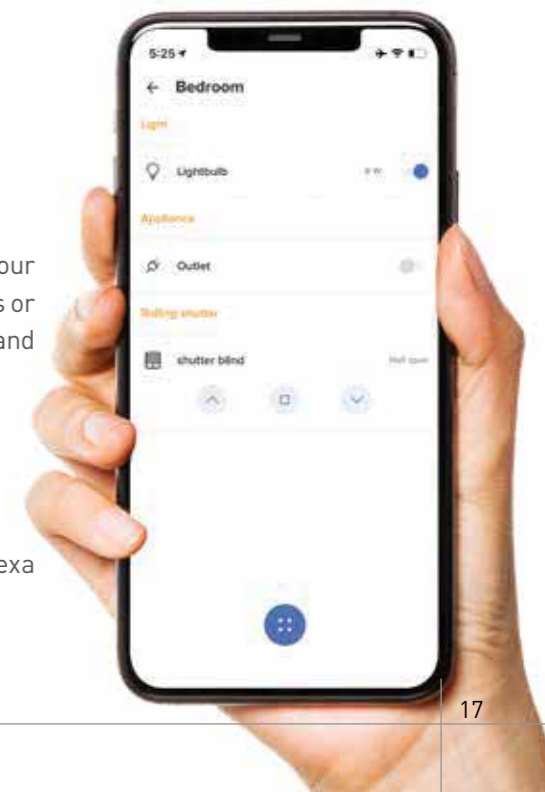
Arteor with Netatmo has been designed and developed as a simple solution to make every home more unique, convenient and secure. Simple for planners, who are able to integrate many functions without complicated cabling. Simple for installers, who are able to install the system without specialist knowledge. Simple for users, who will find it convenient to operate, easy to extend and are able to make changes at any time.

APP CONTROL FOR EASE OF USE

All functions in an Arteor with Netatmo installation can be controlled via your smartphone or tablet: control individual lights, blinds, curtains, electrical appliances or trigger more complex scenarios. Using the app you have everything under control, and stay connected with your home, no matter where you are.

VOICE CONTROL

Just say the word, give simple voice commands to Siri, Google Assistant or Alexa and you can manage your lights and appliances without lifting a finger.



GROWING WITH YOUR NEEDS


ADAPTIVE TO SUIT OUR EVER-CHANGING LIFESTYLE

Its simple installation makes Arteor with Netatmo a smart choice. No complex cabling is needed to adapt the solution to changing circumstances. Putting a switch within reach of children, rearranging the living room, converting a kid's bedroom into an office, adding more functions... - Arteor with Netatmo will change as readily and as quickly as you do!



PUT THEM ANYWHERE

Using wireless switches you can ensure your controls are always exactly where you want them. Lower on the wall to be within easy reach of the children, they can then be repositioned as your children grow or when you decide to rearrange your furniture.



NOTIFICATIONS

No need to worry about a power failure while you are not at home, the app will alert you instantly if there is a power outage.



ENERGY MANAGEMENT

The need to harness energy and reduce our output is increasingly more prevalent, the app will allow you to monitor your usage in real-time and also generate a more long-term analysis.



“LEAVING HOME” SCENARIO

With one touch, instantly turn off lights, appliances, even shutters. Forgot to turn off the iron? No problem, log into the app and turn it off from anywhere.



“WAKE UP” SCENARIO

Imagine an easy morning wake up with a pre-set scenario which will turn on a soft light and open your blinds - the perfect start to everyday!



MINIMAL COMPONENTS – LOTS OF OPTIONS

The system consists of only a few simple components. The starter kit includes your gateway and will need to be installed first. The gateway offers connected controls, which trigger actions such as activating lights, blinds, electrical appliances and wireless battery controls. You can also manage scenarios, create centralised functions and allow remote control of individual functions.

CONNECTED WIRED PRODUCTS

The wired products are installed in the same way as conventional components and then paired with the wireless switches (which can be positioned anywhere) via the ZigBee 2.4 Ghz waveband. Thanks to the dynamic mesh network, all functions can easily be reconfigured at any time. It is also easy to add extra modules.

WIRELESS CONTROLS

Wireless light and blind switches are used to extend the installation and enable individual, group-based or centralised remote control of lighting and blinds. They are adaptable to take into account evolutions of the installation over time.

Wireless scenario controls are used to activate pre-programmed, more complex scenarios that enhance comfort for when you wake up in the morning or go to bed at night, leave the house or arrive home.



The Home + Control app, which can be used to control the system via smartphone and tablet, is available for devices with Android and iOS. Download it for free from your usual app stores.



HOME + CONTROL app

AS INDIVIDUAL AS YOU ARE

FUNCTIONALITY MEETS DESIGN

Arteor with Netatmo doesn't only offer tailored solutions with its functionality; It also adds a touch of style to the overall look and feel of the house. Arteor finishes blend in perfectly to any living environment.




SCENARIOS

Increase comfort using pre-programmed scenarios, such as Wake up/Sleep or Home/Away.





BLINDS/ SHUTTERS

For convenient individual or central control of shutters/blinds.



CONNECTED SOCKET OUTLETS

Allows you to remotely control electrical appliances, measure instantaneous energy consumption, monitor daily or monthly energy consumption and smart notification alerts, from anywhere.



LIGHT

Conveniently control lights via the app, voice control or add additional wireless switches.


EXISTING SWITCH




REMOVE EXISTING SWITCH FROM THE WALL



INSTALL ARTEOR WITH NETATMO PRODUCT USING SAME WIRING*



NEW SMART DIMMER SWITCH



EASY INSTALLATION


FOR NEW OR EXISTING INSTALLATION

Arteor with Netatmo is a radio solution, requiring no extra wiring as it uses the existing infrastructure. This makes it the ideal choice for upgrading an existing installation into a connected home, but also for new building projects, it offers definite advantages, as its simple installation cuts effort to a minimum.

*Neutral wire required

5 STEPS TO A CONNECTED HOME

1




After installing all wired devices, switch on power and all LED's will light up in red.

2



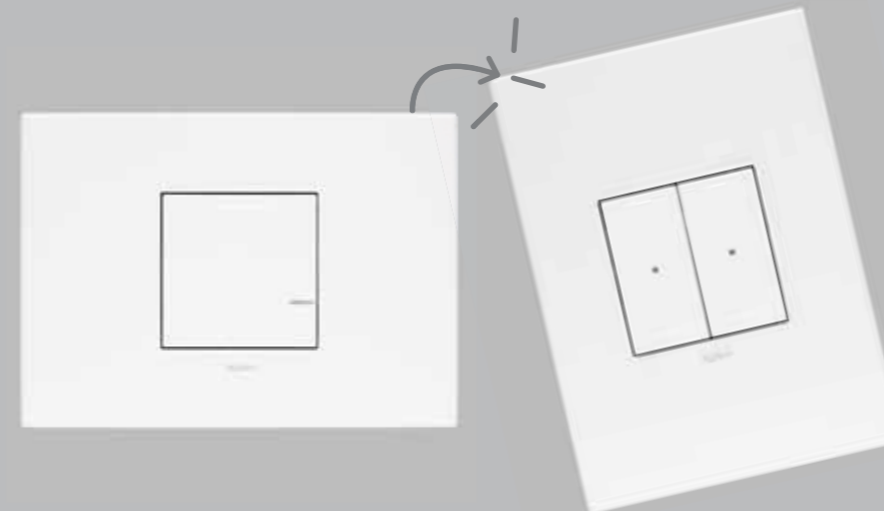
Press and hold the master switch at centre for 5 seconds.

3




The LEDs now light up in green, showing that your network has been created.

4



To pair them, press on the wireless switch you wish to pair, while tapping it three times onto the wired devices you wish to control. The LED's blue light shows that the pairing was successful.

5



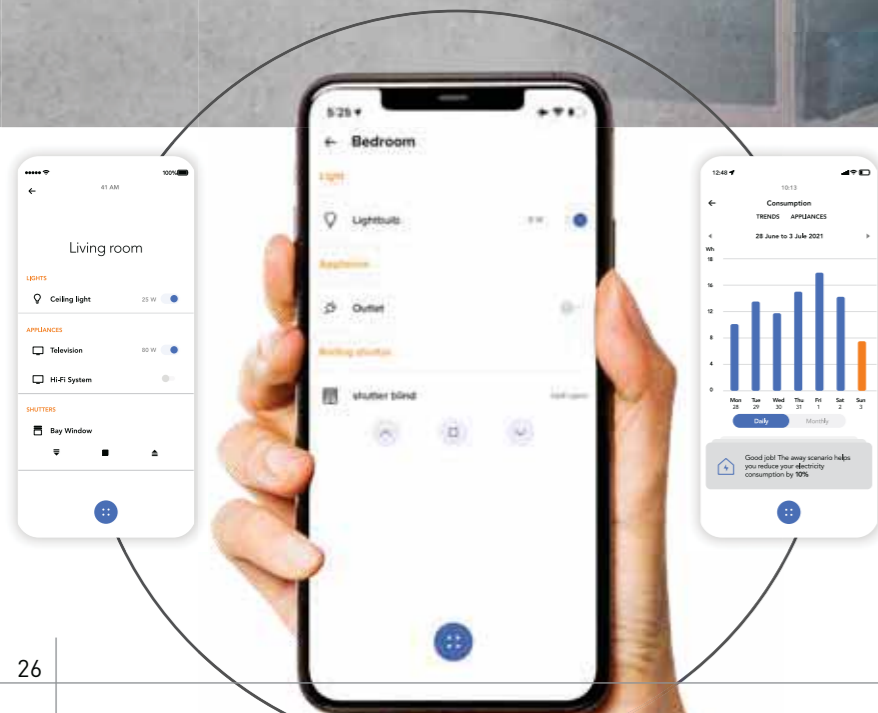
After a short press on the master switch, all the LEDs turn off.

INNOVATIVE OPERATING CONCEPTS

TALK - SWIPE - TOUCH

VOICE CONTROL

Arteor with Netatmo makes it possible to control all connected devices using voice commands via digital assistants, such as Google Home, Amazon Alexa or Apple Siri.



THE HOME + CONTROL APP FOR SMARTPHONE OR TABLET

The Home + Control app allows: monitoring of instantaneous power consumption, remote surveillance of the connected home, and control over various functions when the user is out and about.



LOCAL CONTROL

All functions can still be used in the traditional way via switches on the wall. If furniture needs to be rearranged or small children need to be able to reach a switch, the wireless switches can be repositioned easily at any time.



HOME + CONTROL app


iPhone, iPod and iPad are registered trademarks of Apple Inc, registered in the US and other countries. HomeKit is a trademark of Apple Inc. App Store is a service mark of Apple Inc. Google, Android, Google Play, and the Google Play logo are trademarks of Google LLC. Amazon, Alexa and all related logos are trademarks of Amazon.com, Inc. or its affiliates.



SMARTHOME VIA SMARTPHONE

THE HOME + CONTROL APP

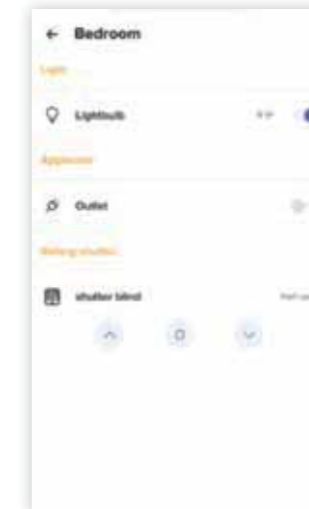
The app used by the installer for configuration purposes is also used to control the entire system. The app displays alarm messages if, for instance, the refrigerator is no longer powered or a light remains on when no one is supposed to be at home. This means you can react accordingly while away, putting you in complete control.



Configuration is based on a set of simple steps



Each room is configured individually



All functions can be set individually



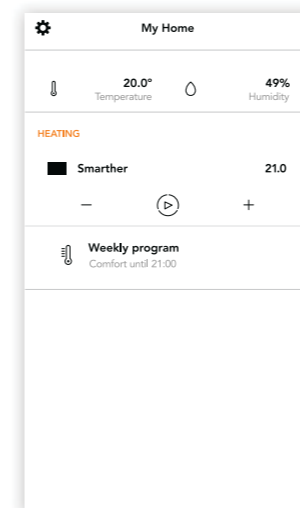
Invite all members of the household



The Home + Control app changes everything, not only in terms of control of the smart home but also in terms of its configuration. Use the app to conveniently configure the entire system, based on individual preferences. Create tailored scenarios, remotely control individual devices, monitor energy consumption. It's all possible!



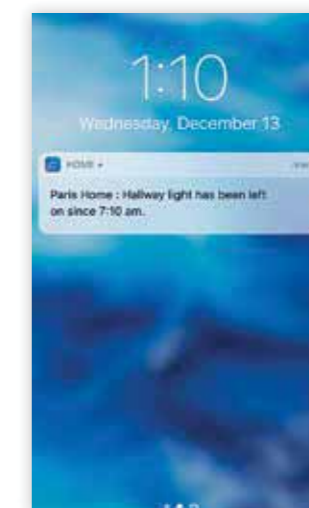
HOME + CONTROL app



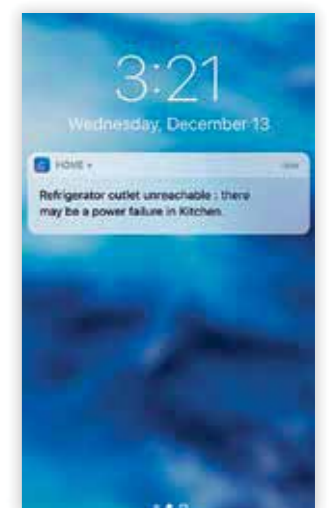
Energy consumption can be queried for individual devices



Detailed consumption analysis help to reduce energy consumption




Push notifications reach the user wherever they may be



Enables fast response to faults

LOTS OF SCOPE FOR GRAND PLANS

FOR A FULLY CONNECTED HOME



Arteor™ MyHOME

With Arteor MyHOME, electrical systems can be designed and implemented to suit your individual requirements. Almost anything that building owners and residents want is possible with this tried and tested BUS system: customised scenarios, automation of numerous functions, comprehensive temperature management, playing music in every room, energy consumption monitoring and analysis, or load shedding for selected devices.

This means that the entire domestic installation can be integrated into the system. The home's lighting and roller shutters, heating and air conditioning, music and door entry system create a comfortable, secure and individual living environment, which lives up to the highest standards.

YOUR WISH IS OUR COMMAND

A wide range of control options make even complex solutions easy to use. Residents can choose, at any time, whether they want to control the functions via a wall-mounted monitor or by using conventional switches. Other options include modern touch plates or a dedicated smartphone app, and with a voice assistant, your home even obeys your spoken word.



YOUR COMFORT TEMPERATURE AUTOMATICALLY

INDIVIDUAL TEMPERATURE MANAGEMENT



Your smart home automatically adjusts to your personal comfort temperature via Arteor MyHOME. Heating and air conditioning systems from various renowned manufacturers can be incorporated and, as the system only provides heating or cooling when and where it is needed, it not only increases comfort but also reduces energy consumption.

SMART HEATING AND COOLING

It operates with different scenarios depending on the time of day and the room's use, but also responds to departures from the normal daily routine. This way, for example, the heating is turned down when a window is opened or when you leave your home with your smartphone in your pocket. Of course, the system can also be controlled individually via the HOMETOUCH screen, local control units such as a display thermostat or the Home+Control App.



COOLING



HEATING



ZONE MANAGEMENT

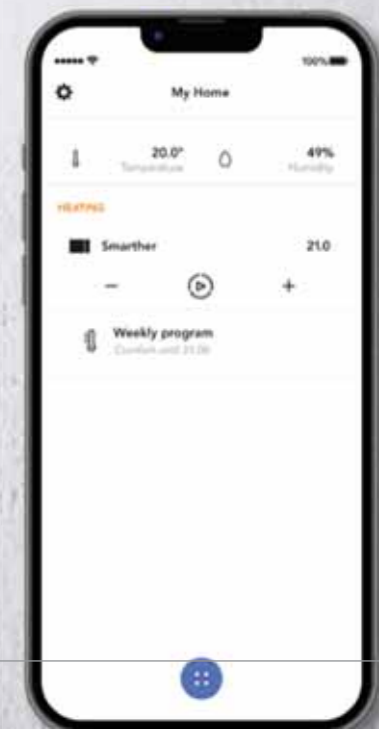


MAXIMUM COMFORT, MINIMUM ENERGY CONSUMPTION

For maximum comfort with minimum energy consumption, the system is precisely adjusted to suit users' needs and habits. For example, certain zones within the home can be defined, which – depending on the time of day and use – should be kept at a constant temperature. The required temperature can also be set for each room individually. The system responds immediately to any changes in these temperatures. If a room heats up as the result of strong sunlight, the heating is immediately turned down to save energy. Everything can also be easily controlled remotely via the app.



DISPLAY THERMOSTAT





EVERYDAY LIFE SCENES

ADAPTABLE TO YOUR HABITS

SCHEDULED ROUTINES

At a pre-programmed wake-up time, the kitchen, children's bedrooms and bathroom are already at a comfortable temperature, the roller shutters open and soft music makes it easier to wake up. At night, to help you get to sleep, the "Sleep" scenario is activated: the heating is turned down, the roller shutters close and the lights are dimmed. You can also do this with a simple utterance via voice control!



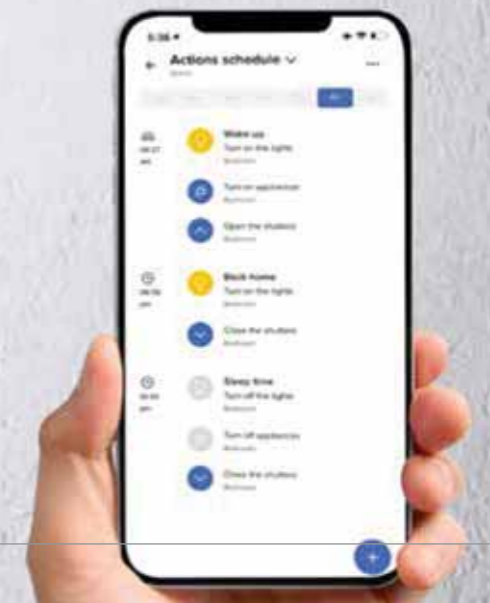
USING GEOFENCING

Using geolocation via your smartphone, your home knows when its occupants have left. This is when the "Away" scenario starts: all the lights are turned off, the heating or air conditioning are turned down and the roller shutters close. The system recognises from a distance that you are coming home and welcomes you accordingly.



BASED ON EVENTS

Your home takes care of itself: in strong sunlight, the roller shutters close automatically or your awning is rolled out, to delay the activation of air conditioning. If there is a storm or heavy rain, your awning is rolled in and the roller shutters close, to prevent damage. With the smartphone app, users always have everything under control and can intervene remotely, if necessary.



CENTRAL HOME CONTROL

H O M E T O U C H

The MyHOME offer is enhanced by the new 7" touch screen HOMETOUCH. Without configuration, the device recognises MyHOME functions installed on the system and makes them immediately available.

HOME STATUS NOTIFICATION

TEMPERATURE CONTROL



CUSTOMISED FAVOURITES

ONE TOUCH FOR TOTAL HOME CONTROL

A real all-rounder, this new display can be used to activate and control all the various home functions. The touch display also serves as a video intercom, thus enhancing home security.

Arteor™ MyHOME



WHO'S THERE?


H O M E T O U C H

When used as a video intercom, the HOMETOUCH ensures all welcome guests are given the reception they deserve. It also shows uninvited visitors on its display, allowing you to decide whether to open the door to them.



A DEDICATED APP FOR VIEWING YOUR VISITORS

There is a dedicated app for the video door intercom function, and this offers greater security and convenience. This app shows live images of what is happening at the front door and provides an opportunity to react accordingly from a distance. The user can decide, at any time and wherever they may be, who they want to let in and who they prefer to keep out.



Download the App



EASE OF OPERATION JUST AS YOU WISH

MONITORING AND CONTROL



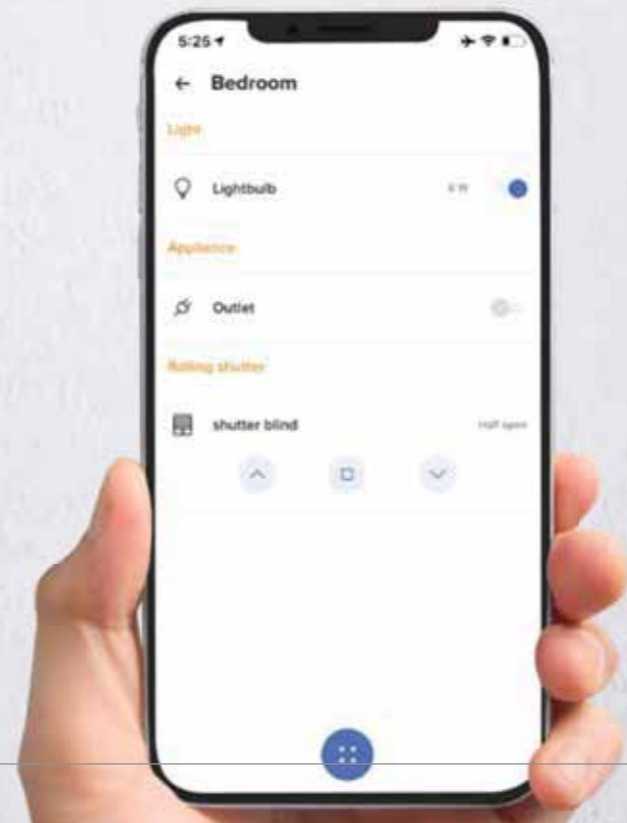
Users can choose from a large range of options for control and monitoring. Arteor MyHOME can be operated centrally or locally from every room, remotely via an app or even by using a voice assistant.

CENTRAL CONTROL WITH THE HOMETOUCH

This large touch-screen display is your home's control centre. It allows all the functions to be activated, set, adjusted and monitored, it also serves as a video door entry system. Installed at the centre of the home, it offers optimum access to the entire system.


FULL CONTROL, WHEREVER YOU ARE

No matter where you are, the Home+Control App lets you steer your entire installation anywhere and at all times. It brings a whole new meaning to the concept of remote control.



INDIVIDUAL ROOM CONTROLS

Elegant control units are available in different designs and ergonomics. Whether classic controls or advanced touch plates: they enable local control of lights, roller blinds and curtains, temperature and preset scenarios, and enhance the overall design of the installation.



VOICE CONTROL

The most convenient way of controlling your Smart Home is provided by voice assistants such as the Google Assistant or Amazon Alexa. Using these, your home listens to its occupants' commands and fulfils almost all their wishes.



JOINING FORCES TO MOVE FORWARD

OPEN TO INTEROPERABILITY



MyHOME and Arteor with Netatmo are part of Legrand's Eliot program for the development of sustainable connected solutions for the home and workplace.

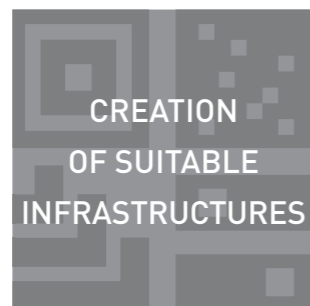
Another major component of Eliot is the implementation of a powerful and reliable electrical infrastructure and the further development of high performance networks. These are the enabling factors of communication among connected devices and therefore essential for the constant extension of the Internet of Things.

The third mainstay of the Eliot program is interoperability. The integration of Legrand solutions with third party systems allows to provide new products and services with additional benefits.

THREE PRINCIPLES OF THE ELIOT PROGRAM



Easy to use, accessible and providing enhanced user benefits.



To enable product communication and help develop the Internet of Things.



Legrand contributes to enhancing innovation and services beyond its own ecosystem by promoting interoperability, as a genuine third party service enabler.

TOGETHER, WE CAN GO A LOT FURTHER

With its Eliot program, Legrand is on the right track, as is evidenced by a series of successful partnerships and third-party integrations.

Partnerships with innovative businesses and renowned brands:

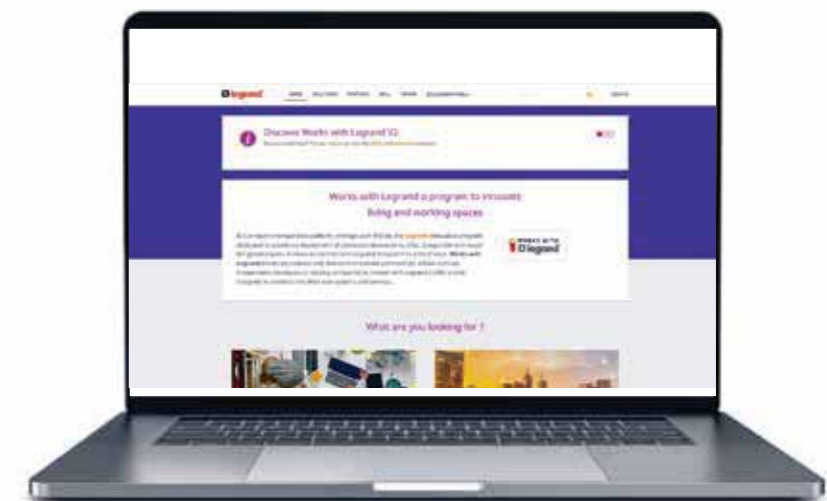


Compatibility with platforms and voice assistants:



Find out more about WORKS WITH LEGRAND

You want to learn more about the possibilities of integrating your systems with Legrand solutions? The **web portal <https://developer.legrand.com>** will provide you with a host of useful **information, tools and services.**





FIVE STAR SOLUTIONS

UX FOR UPSCALE HOTELS

Designed specifically for premium level establishments, UX for Upscale Hotels provides top quality solutions with its brand-new touchplates and enhanced functionalities. Operating on an open protocol, the guest room management system can seamlessly integrate with third party building management systems, thus raising hospitality to new heights across the world, in conjunction with Arteor or other Legrand wiring device ranges.




6-GANG TOUCH PLATE

It can be configured on an individual basis as a convenient way of activating various scenarios such as “television”, “work” and many more.



BEDSIDE PANEL

For a convenient way of triggering complex scenarios for a wide range of situations. Temperature control for the hotel room is also integrated, as is a “Do not disturb” function.



KEY CARD READER

The power in the room can be switched on with the hotel card. The “Make up room” and “Do not disturb” signs can also be activated from here.



EXTERNAL READER

For opening the door with the hotel card and to provide a bell function for visitors. It lets staff know the guest doesn't want to be disturbed or that the room can be cleaned. Room number can be added.

FIRST-CLASS SERVICE

THE PERSONAL TOUCH

With global hotel projects, it is absolutely critical to implement the individual corporate design. This is why Arteor is open to clients' design preferences. The range is flexible when it comes to functionality too, so Legrand works closely with architects and planning specialists to come up with the perfect bespoke solution.



Products are made to measure which means that design and technology can be perfectly adapted to the corporate style and the users' preferences. Choose from four different colour options for the touch plates (White, Black, Light Grey and Dark Grey) and even more options for the colour of the frames. Customise your guests' experience by adding the hotel logo or the room number. Welcome guests with preset moods. Give your guests the five star treatment they deserve.



A special configuration tool has been developed for quick and easy implementation of customer requirements.



The configuration tool provides a convenient way of selecting the colour options for touch plates and frames, the icons and other forms of customisation.

Check out the configuration tool:
<https://www.uxforupscalehotel.legrand.com>




Touch plates available in four colours: Black, White, Light Grey and Dark Grey.



Choose between standard surface installation or fully recessed mounting, in-wall or integrated into furniture.

CATALOGUE



Arteor™ Wiring Devices



P. 51
Mechanical switches



P. 53
Push-buttons



P. 55
Arteor 770 switches and grids



P. 56
Dimmers



P. 57
Electronic switches and motion sensors



P. 59
Visual indication



P. 59
Lighting control, emergency push-buttons



P. 60
Ventilation, heating and roller blinds control



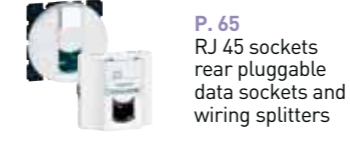
P. 61
USB chargers



P. 62
Socket outlets/ Socket outlets with USB charger




P. 64
Telephone and television sockets



P. 65
RJ 45 sockets rear pluggable data sockets and wiring splitters



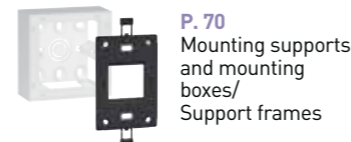
P. 66
USB data sockets




P. 67
Audio and video sockets



P. 69
Blank modules and blanking cover plates



P. 70
Mounting supports and mounting boxes/ Support frames

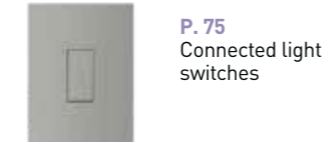


P. 72
Arteor™ plate selection chart

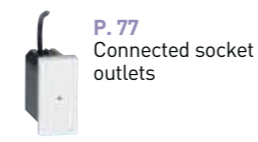
Arteor™ with Netatmo Connected Home



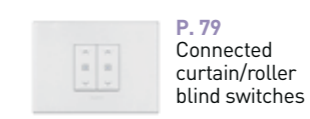
P. 74
Starter and Extension kits



P. 75
Connected light switches



P. 77
Connected socket outlets



P. 79
Connected curtain/roller blind switches



P. 80
Connected wireless controls and scene switches

Home Automation MyHOME (BUS)




P. 82
Home system management



P. 83
Control mechanisms, touch plates and scenario controllers



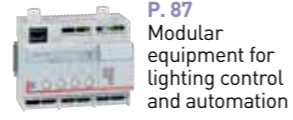
P. 85
Key cover selection charts



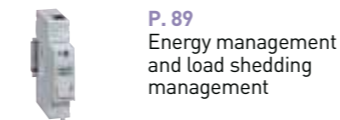
P. 86
BUS sensors



P. 86
Temperature control



P. 87
Modular equipment for lighting control and automation



P. 89
Energy management and load shedding management

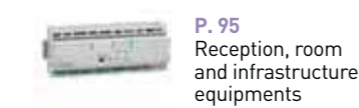
Hotel Solutions



P. 92
UX for Upscale Hotels touch interfaces (BUS)



P. 94
BUS solutions



P. 95
Reception, room and infrastructure equipments



P. 96
KNX solutions



P. 97
Stand-alone hotel solutions



Arteor™ mechanical switches

square version



Support frame and plate selection charts p. 71 - 73

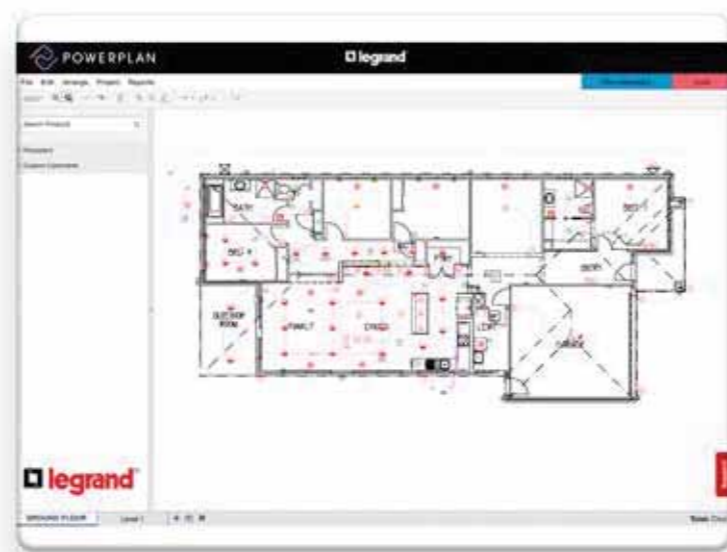
Mechanisms supplied with rocker plates, to be equipped with support frames (p. 71) and plates (p. 72 - 73)

Pack	Cat.Nos	Switches 16AX - 230/240V a.c.	Pack	Cat.Nos	Switches 20AX - 230/240V a.c.
10	5 719 17	2-way switch 1 module ○ White ● Magnesium ● Champagne ● Soft Alu	10	5 720 10	2-way switch 1 module ○ White ● Magnesium ● Champagne ● Soft Alu
10	5 719 67		10	5 725 10	
10	5 719 50		10	5 700 10	
10	5 719 28		10	5 710 10	
10	5 719 19	2 modules ○ White ● Magnesium ● Champagne ● Soft Alu	10	5 720 11	2-way switch with indicator To be equipped with LED 1 module ○ White ● Magnesium ● Champagne ● Soft Alu
5	5 719 69		5	5 725 11	
5	5 719 78		5	5 723 83	
5	5 719 70		5	5 723 82	
5	5 720 08	Switches 10AX - 230/240V a.c. Intermediate switch 1 module ○ White ● Magnesium ● Champagne ● Soft Alu	10	5 720 42	2 modules ○ White ● Magnesium ● Champagne ● Soft Alu
5	5 725 08		5	5 725 42	
5	5 700 08		5	5 723 85	
5	5 710 08		5	5 723 84	
10	5 720 38	2 modules ○ White ● Magnesium ● Champagne ● Soft Alu	10	5 720 44	2 x 2-way switch + 1-way switch - 3 gang 2 modules ○ White ● Magnesium ● Champagne ● Soft Alu
10	5 725 38		5	5 725 44	
10	5 721 66		5	5 723 89	
10	5 721 65		5	5 723 88	
10	5 720 47	1-way double pole switch with indicator Red LED supplied 2 modules ○ White ● Magnesium ● Champagne ● Soft Alu	10	5 720 47	2-way double pole switch 2 modules ○ White ● Magnesium ● Champagne ● Soft Alu
5	5 725 47		5	5 725 47	
5	5 721 89		5	5 721 89	
5	5 721 88		5	5 721 88	

POWERPLAN & ARTEOR

PowerPlan has been designed to simplify electrical consultations by creating visual floor plans which can be edited in seconds. Created with the builder in mind, it allows consultants to quickly and easily develop an electrical plan prior and during the customer's appointment, allowing for up-sell opportunities.

- Design electrical plans quickly and easily
- Import and print high quality floor plans
- Directly comment on floor plans
- Manage pricing files
- Add and filter your product database through product categories
- Generate accurate quote in seconds
- User friendly visual tool
- Reliable and secure web application




Plates see p. 72 - 73



Arteor™ mechanical switches

round version



5 719 86 5 719 88 5 719 49 5 731 76

Support frame and plate selection charts p. 71 - 73

Mechanisms supplied with rocker plates, to be equipped with support frames (p. 71) and plates (p. 72 - 73)

Pack	Cat.Nos	Switches 16AX - 230/240V a.c.
10	5 719 36	2 way switch round-left
5	5 719 86	1 module
		○ White ● Magnesium
10	5 719 37	2 way switch round-middle
5	5 719 87	1 module
		○ White ● Magnesium
10	5 719 38	2 way switch round-right
5	5 719 88	1 module
		○ White ● Magnesium
10	5 719 46	2 way switch with LED indicator-left
5	5 719 96	1 module
		○ White ● Magnesium
10	5 719 47	2 way switch with LED indicator-middle
5	5 719 97	1 module
		○ White ● Magnesium
10	5 719 48	2 way switch with indicator-right
5	5 719 98	1 module
		○ White ● Magnesium
10	5 719 39	2 way switch
5	5 719 89	2 modules
		○ White ● Magnesium
10	5 719 49	2 way switch with LED indicator
5	5 719 99	2 modules
		○ White ● Magnesium
		Switches 10AX - 230/240V a.c.
		Intermediate switch
10	5 730 63	2 modules
5	5 731 63	○ White ● Magnesium
5	5 730 67	● Magnesium ● Soft Alu

Arteor™ push-buttons

square version



5 700 00 5 710 00 5 720 15 5 725 16 5 725 33

Support frame and plate selection charts p. 71 - 73

Mechanisms supplied with rocker plates, to be equipped with support frames (p. 71) and plates (p. 72 - 73)

Pack	Cat.Nos	Push-buttons 6 A - 230/240V a.c.
10	5 720 00	1-way push-button
10	5 725 00	1 module
10	5 700 00	○ White ● Magnesium
10	5 710 00	● Champagne ● Soft Alu
10	5 720 30	2 modules
10	5 725 30	○ White ● Magnesium
10	5 730 35	● Champagne ● Soft Alu
10	5 730 34	● Soft Alu
5	5 720 15	1-way push-button with bell symbol
5	5 725 15	1 module
5	5 730 37	○ White ● Magnesium
5	5 730 36	● Champagne ● Soft Alu
5	5 720 56	2 modules
5	5 725 56	○ White ● Magnesium
5	5 730 39	● Champagne ● Soft Alu
5	5 730 38	● Soft Alu
5	5 720 16	1-way push-button with locator and bell symbol
5	5 725 16	1 module
5	5 730 41	○ White ● Magnesium
5	5 730 40	● Champagne ● Soft Alu
10	5 720 01	2-way push-button
5	5 725 01	1 module
5	5 730 43	○ White ● Magnesium
5	5 730 42	● Champagne ● Soft Alu
10	5 720 31	2 modules
5	5 725 31	○ White ● Magnesium
5	5 730 45	● Champagne ● Soft Alu
5	5 730 44	● Soft Alu
10	5 720 02	2-way push-button with locator
10	5 725 02	1 module
10	5 730 47	○ White ● Magnesium
10	5 730 46	● Champagne ● Soft Alu
10	5 720 32	2 modules
5	5 725 32	○ White ● Magnesium
5	5 730 49	● Champagne ● Soft Alu
5	5 730 48	● Soft Alu

Arteor™ push-buttons

round version



5 730 00 5 730 01 5 730 02 5 730 52 5 731 52

Support frame and plate selection charts p. 71 - 73

Mechanisms supplied with rocker plates, to be equipped with support frames (p. 71) and plates (p. 72 - 73)

Pack	Cat.Nos	Push-buttons 6 A - 230/240V a.c.
10	5 720 03	2-way push-button with label-holder
5	5 725 03	1 module
		○ White ● Magnesium
10	5 720 33	2 modules
10	5 725 33	○ White ● Magnesium
10	5 700 33	● Champagne ● Soft Alu
10	5 710 33	● Soft Alu
		Push-buttons 6 A - 230/240V a.c.
10	5 730 00	1-way push-button
10	5 731 00	1 left module
10	5 730 54	○ White ● Magnesium ● Soft Alu
10	5 730 01	1 middle module
10	5 731 01	○ White ● Magnesium
10	5 730 55	● Soft Alu
10	5 730 02	1 right module
10	5 731 02	○ White ● Magnesium
10	5 730 56	● Soft Alu
10	5 730 50	2 modules
10	5 731 50	○ White ● Magnesium
10	5 730 57	● Soft Alu
5	5 730 80	1-way push-button with bell symbol
5	5 731 80	2 modules
5	5 730 58	○ White ● Magnesium ● Soft Alu
5	5 730 51	2-way push-button
5	5 731 51	2 modules
5	5 730 59	○ White ● Magnesium ● Soft Alu
5	5 730 52	2-way push-button with locator
5	5 731 52	1 module
		Equipped with blue LED
5	5 730 52	○ White ● Magnesium
5	5 731 52	● Magnesium
10	5 730 53	2-way push-button with label-holder
5	5 731 53	2 modules
		○ White ● Magnesium

Arteor™ mechanical switches

770 version



AR770MWE AR770IMMGN

Arteor™ push-buttons

770 version



AR970LMWE AR883MWE AR883MMGN

Mechanisms to be clipped into Arteor 770 grids (p. 55), then fitted with Arteor 770 coverplates (p. 72 - 73)

Pack	Cat.Nos	Switches 16AX - 230/240V a.c.
10	AR770MWE	2-way & loop <ul style="list-style-type: none"> ○ White ● Magnesium ● Champagne ● Soft Alu
10	AR770MMGN	
10	AR770MCHP	
10	AR770MALU	
10	AR769P16MWE	Double pole-single throw <ul style="list-style-type: none"> ○ White ● Magnesium
10	AR769P16MMGN	
10	AR770XMWE	Spring return <ul style="list-style-type: none"> ○ White ● Magnesium
10	AR770XMMGN	
10	AR770/202MWE	Switches 20AX - 230/240V a.c. <ul style="list-style-type: none"> ○ White ● Magnesium ● Champagne ● Soft Alu
10	AR770/202MMGN	
10	AR770/202MCHP	
10	AR770/202MALU	
10	AR770IMWE	Intermediate Switches 10AX - 230/240V a.c. <ul style="list-style-type: none"> ○ White ● Magnesium
10	AR770IMMGN	
10	AR770/35MWE	Switches 35A 230/240V a.c. <ul style="list-style-type: none"> ○ White ● Magnesium ● Champagne ● Soft Alu
10	AR770/35MMGN	
10	AR770/35MCHP	
10	AR770/35MALU	

Pack	Cat.Nos	Mechanical Push-buttons 230/240V a.c.
10	AR970LMWE	2-way 10AX with LED indicator <ul style="list-style-type: none"> ○ White
10	AR970LBPWE	Bell-press with LED indicator <ul style="list-style-type: none"> ○ White
10	AR970LIMMWE	Intermediate 10AX with LED indicator <ul style="list-style-type: none"> ○ White
10	ARPBCOV970LMGN	Push-button covers To be clipped onto AR970 series mechanical push-button in order to get different finish <ul style="list-style-type: none"> ● Magnesium ● Champagne ● Soft Alu
10	ARPBCOV970LCHP	
10	ARPBCOV970LALU	
10	AR883MWE	Electronic Push-buttons 5A 230/240V a.c. <ul style="list-style-type: none"> ○ White ● Magnesium ● Champagne ● Soft Alu
10	AR883MMGN	
10	AR883MCHP	
10	AR883MALU	Engraved 5A 230/240V a.c. Engraving to be specified at time of order <ul style="list-style-type: none"> ○ White ● Magnesium
10	AR883MENGWE	
10	AR883MENGMMGN	

Arteor™ switches with grid

770 version




AR770/1HWE AR770/2CHP AR770/6HMGN

To be fitted with Arteor 770 coverplates (p. 72 - 73)

Pack	Cat.Nos	Grid & Mechanisms
10	AR770/1HWE	Grid complete with 16AX switch mechanisms 1 gang horizontal switch <ul style="list-style-type: none"> ○ White ● Magnesium ● Champagne ● Soft Alu
10	AR770/1HMGN	
10	AR770/1HCHP	
10	AR770/1HALU	
10	AR770/1WE	
10	AR770/1MGN	1 gang vertical switch <ul style="list-style-type: none"> ○ White ● Magnesium ● Champagne ● Soft Alu
10	AR770/1MGN	
10	AR770/1CHP	
10	AR770/1ALU	
10	AR770/2HWE	
10	AR770/2HMGN	2 gang horizontal switch <ul style="list-style-type: none"> ○ White ● Magnesium ● Champagne ● Soft Alu
10	AR770/2HCHP	
10	AR770/2HALU	
10	AR770/2WE	
10	AR770/2MGN	
10	AR770/2CHP	2 gang vertical switch <ul style="list-style-type: none"> ○ White ● Magnesium ● Champagne ● Soft Alu
10	AR770/2ALU	
10	AR770/3HWE	
10	AR770/3HMGN	
10	AR770/3HCHP	
10	AR770/3HALU	3 gang horizontal switch <ul style="list-style-type: none"> ○ White ● Magnesium ● Champagne ● Soft Alu
10	AR770/3WE	
10	AR770/3MGN	
10	AR770/3CHP	
10	AR770/3ALU	
10	AR770/4HWE	3 gang vertical switch <ul style="list-style-type: none"> ○ White ● Magnesium ● Champagne ● Soft Alu
10	AR770/4HMGN	
10	AR770/4HCHP	
10	AR770/4HALU	
10	AR770/4WE	
10	AR770/4MGN	4 gang horizontal switch <ul style="list-style-type: none"> ○ White ● Magnesium ● Champagne ● Soft Alu
10	AR770/4HMGN	
10	AR770/4HCHP	
10	AR770/4HALU	
10	AR770/4WE	
10	AR770/4MGN	4 gang vertical switch <ul style="list-style-type: none"> ○ White ● Magnesium ● Champagne ● Soft Alu
10	AR770/4CHP	
10	AR770/4ALU	
10	AR770/5HWE	
10	AR770/5HMGN	
10	AR770/5HCHP	5 gang horizontal switch <ul style="list-style-type: none"> ○ White ● Magnesium ● Champagne ● Soft Alu
10	AR770/5HALU	
10	AR770/5WE	
10	AR770/5MGN	
10	AR770/5CHP	
10	AR770/5ALU	5 gang vertical switch <ul style="list-style-type: none"> ○ White ● Magnesium ● Champagne ● Soft Alu

Arteor™ grid only

770 version



AR770/2GOWE AR770/5GOMGN

To be fitted with Arteor 770 mechanisms (p.54) and Arteor 770 coverplates (p. 72 - 73)

Pack	Cat.Nos	Grid & Mechanisms (cont.)
10	AR770/6HWE	6 gang horizontal switch <ul style="list-style-type: none"> ○ White ● Magnesium ● Champagne ● Soft Alu
10	AR770/6HMGN	
10	AR770/6HCHP	
10	AR770/6HALU	
10	AR770/6WE	
10	AR770/6MGN	6 gang vertical switch <ul style="list-style-type: none"> ○ White ● Magnesium ● Champagne ● Soft Alu
10	AR770/6MGN	
10	AR770/6CHP	
10	AR770/6ALU	
10	AR770/1GOWE	
10	AR770/1GOMGN	
10	AR770/1GOCHP	
10	AR770/1GOALU	
10	AR770/2GOWE	2 gang grid only without mechanism <ul style="list-style-type: none"> ○ White ● Magnesium ● Champagne ● Soft Alu
10	AR770/2GOMGN	
10	AR770/2GOCHP	
10	AR770/2GOALU	
10	AR770/3GOWE	3 gang grid only without mechanism <ul style="list-style-type: none"> ○ White ● Magnesium ● Champagne ● Soft Alu
10	AR770/3GOMGN	
10	AR770/3GOCHP	
10	AR770/3GOALU	
10	AR770/4GOWE	4 gang grid only without mechanism <ul style="list-style-type: none"> ○ White ● Magnesium ● Champagne ● Soft Alu
10	AR770/4GOMGN	
10	AR770/4GOCHP	
10	AR770/4GOALU	
10	AR770/5GOWE	5 gang grid only without mechanism <ul style="list-style-type: none"> ○ White ● Magnesium ● Champagne ● Soft Alu
10	AR770/5GOMGN	
10	AR770/5GOCHP	
10	AR770/5GOALU	
10	AR770/6GOWE	6 gang grid only without mechanism <ul style="list-style-type: none"> ○ White ● Magnesium ● Champagne ● Soft Alu
10	AR770/6GOMGN	
10	AR770/6GOCHP	
10	AR770/6GOALU	

Arteor™ dimmers

square and round version

Arteor™ dimmers

770 version



5 727 13 5 722 39 5 743 38



AR400TMWE AR400A2PMCHP

Support frame and plate selection charts p. 71 - 73

Mechanisms supplied with rocker plates, to be equipped with support frames (p. 71) and plates (p. 72 - 73)

To be used with Arteor 770 grids p. 54 and Arteor 770 coverplates p. 71 - 73

Mechanisms supplied with rocker plates, to be equipped with support frames (p. 71) and plates (p. 72 - 73)

Pack	Cat.Nos	Leading edge dimmers
		Without neutral, 2-wire
		Rotary dimmer - 400 W
		2 modules
1	5 722 13	○ White
1	5 727 13	● Magnesium
1	5 700 53	● Champagne
1	5 710 53	● Soft Alu
		Universal dimmers
		Without neutral, 2 wires
		Push-button dimmer for all types of lamps:
		- Dimmable LEDs: 75 W
		- Dimmable compact fluorescent lamps: 75 W
		- Halogen with transformer: 400 VA
		- Fluorescent tube: 200 VA
		- Halogen 230 V and incandescent: 400 W
		Can be associated with one or several push-buttons without neon, for ON/OFF or dimming control
		Lights come on again at the same lighting level as before they were last switched off
		2 modules
1	5 722 39	○ White
1	5 727 39	● Magnesium
1	5 729 37	● Champagne
1	5 729 36	● Soft Alu
		2 modules
1	5 743 19	○ White
1	5 743 39	● Magnesium
		Dimmers 1-10 V
		Push-button dimmer for ballasts 1-10 V
		2 modules
1	5 722 38	○ White
1	5 727 38	● Magnesium
		Active power compensator
1	0 401 49	Makes 2-wire electronic lighting control units without neutral compatible with all commercially-available loads (LED, compact fluorescent, ELV halogen with ferromagnetic or electronic ballast, 230 V halogen, fluorescent tube, incandescent) Consumption 0.4 W

Pack	Cat.Nos	Rotary dimmers 400VA - 230/240V a.c.
		Trailing edge
10	AR400TMWE	○ White
10	AR400TMMGN	● Magnesium
		Universal push-button dimmers 350VA - 230/240V a.c.
		2 wire
10	AR400A2PMWE	○ White
10	AR400A2PMMGN	● Magnesium
10	AR400A2PMCHP	● Champagne
10	AR400A2PMALU	● Soft Alu
		3 wire
10	AR400A3PMWE	○ White
10	AR400A3PMMGN	● Magnesium
10	AR400A3PMCHP	● Champagne
10	AR400A3PMALU	● Soft Alu
		Secondary push-button dimmers - 230/240V a.c.
10	AR450SMWE	○ White
10	AR450SMMGN	● Magnesium

Arteor™ electronic switches and motion sensors

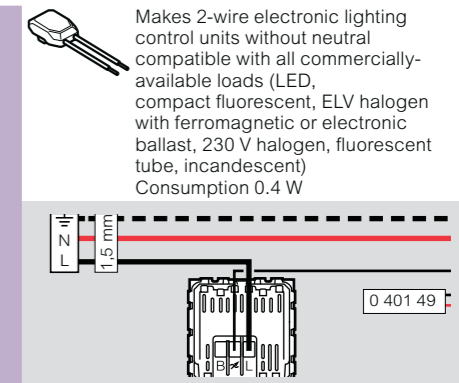


5 734 55 5 736 55 5 740 05 0 784 59

Support frame and plate selection charts p. 71 - 73
Load selection charts p. 58

Mechanisms supplied with rocker plates, to be equipped with support frames (p. 71) and plates (p. 72 - 73)

Pack	Cat.Nos	Sensitive switches - 100/230/240V a.c.
		For controlling light sources by simply passing the hand in front of the switch (distance 5 mm)
		Up to 5 sensitive switches can be combined to control the same lighting circuit
		Supplied with LED indicator light
		Square version
		2 modules
1	5 720 51	○ White
1	5 734 55	● Magnesium
		Round version
		2 modules
1	5 725 51	○ White
1	5 736 55	● Magnesium
		Motion sensors
1		Measurement of luminosity threshold
		Adjustment of luminosity threshold and time delay
		Max. lux and min. time delay factory pre-set
		Recommended fixing height: 1 m
		IR detection 180°
		Adjustable luminosity threshold: 5 to 1275 lux
		Installation in box min. depth 40 mm recommended
		2 modules
		Range 8 m
		With neutral, 3-wire - 400 W
		Load selection charts
		Only 1 motion sensor per lighting circuit
		No possibility to add a push button to control also the lighting circuit
		Time delay adjustable from 10 s to 10 min
		Consumption 0.55 W on standby
1	5 740 05	○ White
1	5 740 55	● Magnesium
		With neutral, 2-wire - 400W
		Operates:
		- up to 400W incandescent and halogen lamps
		- up to 400VA ELV halogen lamps with ferromagnetic or electronic transformer
1	0 784 59	○ White



Arteor™ load selection charts

Load selection charts

Cat.Nos	Universal								
	Leading edge				Trailing edge				
	Incandescent lamp		Halogen lamp		ELV halogen with ferromagnetic transformer		ELV halogen with electronic transformer		
	110 V a.c.	230/240V a.c.	110 V a.c.	230/240V a.c.	110 V a.c.	230/240V a.c.	110 V a.c.	230/240V a.c.	
Sensitive switches	5 720 51 5 734 55 5 725 51 5 736 55	500 W	1000 W	500 W	1000 W	230/240V a.c.	500 VA	230/240V a.c.	500 VA
Dimmers	5 722 13 5 727 13 5 700 53 5 710 53	200 W	400 W	200 W	400 W	200 VA	400 VA	-	-
	5 735 01 5 737 01	500 W	1000 W	500 W	1000 W	500 VA	1000 VA	300 VA	600 VA
Motion sensors	5 722 39 5 727 39 5 729 37 5 729 36 5 743 19 5 743 39 5 743 10	200 W	400 W	200 W	400 W	200 VA	400 VA	200 VA	400 VA
	AR400TM	-	400 W	-	400 W	-	-	-	400 W
	AR400A2PM AR400A3PM	-	350 W	-	350 W	-	-	-	350 W
Motion sensors	5 740 05 5 740 55	-	400 W	-	400 W	-	2000 VA	-	200 W
	5 740 09 5 740 59	125 W	250 W	125 W	250 W	125 VA	230/240V a.c.	125 VA	230/240V a.c.

Cat.Nos	Universal						
	Fluorescent tube		Compact fluorescent lamp		LED		
	110 V a.c.	230/240V a.c.	110 V a.c.	230/240V a.c.	110 V a.c.	230/240V a.c.	
Sensitive switches	5 720 51 5 734 55 5 725 51 5 736 55	230/240V a.c.	500 VA	230/240V a.c.	500 VA	230/240V a.c.	500 VA
Dimmers	5 722 39 5 727 39 5 729 37 5 729 36 5 743 19 5 743 39 5 743 10	100 VA	200 VA	Dimmable 37 W 10 lamps max	Dimmable 75 W 10 lamps max	Dimmable 37 W 10 lamps max	Dimmable 75 W 10 lamps max
	AR400TM	-	400 W	-	400 W	-	-
	AR400A2PM AR400A3PM	-	350 W	-	350 W	-	-
Motion sensors	5 740 05 5 740 55	-	150 VA	-	50 W	-	50 W
	5 740 09 5 740 59	125 VA	230/240V a.c.	50 W	100 W	50 W	100 W

Cat.Nos	Ballasts 1-10 V				Reducer motor for shutters	
	110 V a.c.		230/240V a.c.		110 V a.c.	230/240V a.c.
	Sensitive switches	5 720 51 5 734 55 5 725 51 5 736 55	-	-	50 VA	100 VA
Dimmers	5 722 38 5 727 38 5 729 39 5 729 38 5 743 18 5 743 38	300 VA 40 mA	600 VA 40 mA	-	-	-

Arteor™

visual indication



Support frame and plate selection charts p. 71 - 73

Mechanisms supplied with rocker plates, to be equipped with support frames (p. 71) and plates (p. 72 - 73)

Pack	Cat.Nos	Skirting lights
1	5 722 21	For installation close to obstacles 2 modules Standard With LED 230/240V a.c. - 0.2 or 1 W ○ White
1	5 740 82	● Magnesium
1	5 740 83	● Champagne
1	5 740 80	● Soft Alu
		With motion detector 100-230/240V a.c. With IR detection cell and LED When a person passes, the mechanism detects the presence and lights the obstacle The function is equipped with an audible signal that can be disengaged
1	5 722 26	○ White
1	5 727 26	● Magnesium
1	5 729 45	● Champagne
1	5 729 44	● Soft Alu
		Self-contained plug-in lights 230/240V a.c. power supply In the event of a mains failure, the lamp lights up automatically When removed from its socket, the lamp lights up automatically and can be used as a torch (with O/I button) Lamp can be removed simply by pushing Standby power: 24 hrs in use
1	5 722 34	○ White
1	5 727 34	● Magnesium
		Illuminated lighting unit 230/240V a.c. - 1 W Supplied with 4 coloured labels 1 module
10	5 724 52	○ White
		Overdoor lighting units Supplied with diffusers and LED 2 modules
10	5 724 53	○ White with red diffuser
10	5 722 23	○ White with white diffuser
		Lamps
10	5 724 56	For locator switch LED 230 V - blue
10	5 724 55	For indicator switch LED 230 V - red
10	5 724 57	LED 24 V - red
10	5 724 54	LED 12 V - red

Arteor™

lighting control, emergency push-buttons



Support frame and plate selection charts p. 71 - 73

Mechanisms supplied with rocker plates, to be equipped with support frames (p. 71) and plates (p. 72 - 73)

Pack	Cat.Nos	Time delay switches
		Interference suppression conforming to standard EN 55022 For timer control of a circuit with the following loads: - 1000 W incandescent and halogen 230/240V a.c. - 2300 W resistive (heating) - 400 VA fluorescent and ELV halogen Adjustable from 25 s to 15 min It is possible to install a number of timer switches in parallel on the same circuit With integrated LED 2-wire installation in box min. depth 40 mm 2 modules
1	5 720 55	○ White
1	5 740 84	● Magnesium
1	5 741 38	● Champagne
1	5 741 37	● Soft Alu
		Single pole latching relays 10 A - 230/240V a.c. Used to bring functions with low breaking capacity close to the application Resistive: 3000 W Incandescent: 1800 W LV halogen: 1800 W Fluorescent: 400 VA Motors (roller blind type): 530 W 2 modules
1	5 722 27	○ White
1	5 727 27	● Magnesium
1	5 729 47	● Champagne
1	5 729 46	● Soft Alu
		Emergency stop mushroom head push-buttons 10 A - 230/240V a.c. N/O + N/C 2 modules With key Unlock with RONIS key no. 601
1	5 723 63	● Yellow/red
		1/4 turn 1/4 turn unlocking
1	5 723 62	● Yellow/red

Arteor™

ventilation, heating, roller blinds control



Support frame and plate selection charts p. 71 - 73

Mechanisms supplied with square rocker plates, to be equipped with support frames (p. 71) and plates (p. 72 - 73)

Pack	Cat.Nos	Thermostats
1	5 722 03	Electronic room thermostat 2 modules ○ White ● Magnesium
1	5 727 03	
1	5 722 63	Thermostat for electric floor heating With one potential free N/O contact and LED 16 A - 230/240V a.c. Adjustable range from 7 °C to 40 °C 2 modules ○ White ● Magnesium
1	5 727 63	
1	5 722 17	Fan controllers 2 modules AC speed control - 4 positions ○ White ● Magnesium
1	5 727 17	
1	5 722 18	Rotary speed controller for fan Operates 40 to 400VA limit switch For progressive speed control of ceiling fan ○ White ● Magnesium
1	5 727 18	

Pack	Cat.Nos	Electric roller blind controllers - 230/240V a.c.
10	5 722 19	For control via automatic box (N/O mechanism) Double push-button - 10A 2 modules ○ White - square version ● Magnesium - square version
10	5 727 19	
10	5 722 20	For direct control of a motor (mechanism with fixed positions) Double push-button - 10A 2 modules ○ White - square version ● Magnesium - square version
10	5 727 20	
5	5 722 02	Curtain switches 1 module Curtain switch centre off ○ White ● Magnesium ● Champagne ● Soft Alu
5	5 727 02	
5	5 700 52	
5	5 710 52	
5	5 722 01	
5	5 727 01	Curtain switch centre retract ○ White ● Magnesium ● Champagne ● Soft Alu
5	5 727 55	
5	5 727 54	
10	5 722 19	
10	5 727 19	
10	5 722 20	Electric roller blind controllers - 230/240V a.c. For control via automatic box (N/O mechanism) Double push-button - 10 A 2 modules ○ White ● Magnesium
10	5 727 19	
10	5 722 20	
10	5 700 54	
10	5 710 54	

Arteor™ USB chargers

international



Support frame and plate selection charts p. 71 - 73

Mechanisms supplied with rocker plates, to be equipped with support frames (p. 71) and plates (p. 72 - 73)

Pack	Cat.Nos	USB Type-A chargers
5	5 720 78	For recharging portable devices Conform to IEC 60950 Consumption in passive mode < 0.07 W 2P+E tap-off connection via 2 x 2.5 mm ² screw terminals Supplied without cord Double USB sockets - 5 V = - 2.4 A - 12 W For fast charging of smartphones and tablet PC 2 modules ○ White ● Magnesium ● Champagne ● Soft Alu
1	5 725 78	
1	5 710 76	
1	5 700 76	
10	5 720 71	
10	5 725 71	Single USB sockets - 5 V = - 1.5 A - 5.5 W For Smartphone or Powerbank 1 module ○ White ● Magnesium ● Champagne ● Soft Alu
10	5 710 75	
10	5 700 75	
1	5 720 77	
1	5 725 77	
1	5 710 77	USB Type-C chargers Used for charging the battery of a portable device without a mobile charger with USB Type-C plug Standby consumption < 0.07 W Conform to IEC 60950 Supplied without cord 1 USB Type-A + 1 USB Type-C - 230 V - 5 V = - 3 A - 15 W 2 modules ○ White ● Magnesium ● Champagne ● Soft Alu
1	5 710 77	
1	5 700 77	
1	5 720 72	
1	5 725 72	
1	5 710 78	2 USB Type-C - 230 V - 5 V = - 3 A - 15 W 2 modules ○ White ● Magnesium ● Champagne ● Soft Alu
1	5 710 78	
1	5 700 78	
10	5 724 84	
10	5 733 94	
10	5 710 79	1 USB Type-C - 230 V - 5 V = - 1.5 A - 7.5 W 1 module ○ White ● Magnesium ● Champagne ● Soft Alu
10	5 700 79	

Red catalogue number: new product

Arteor™ USB chargers

770 version

Pack	Cat.Nos	USB chargers for use with Arteor 770 grids
1	ARUSBN2ACMWE	Double USB sockets for Arteor 770 series grids 5V = - 15W ○ White ● Magnesium
1	ARUSBN2ACMMGN	
1	ARUSBN2CMWE	Double USB sockets for Arteor 770 series grids 5V = - 15W ○ White ● Magnesium
1	ARUSBN2CMMGN	
6	AR770USB1CMWE	1 USB Type C - Power delivery - 230 V - 60 W ○ White ● Magnesium
6	AR770USB1CMMGN	

Type-C connector characteristics

USB Type-C: new miniaturised version of the traditional USB connector (Type-A)

Reversible: simplified connection. For fast charging of devices and high-speed Data, Audio and Video transfers

USB Type-C standardisation

The European Commission and major manufacturers of multimedia devices (smartphones, tablets and laptops) have signed an M.o.U. (memorandum of understanding) aiming to standardise equipment and use of Type-C connectors. 7 leading manufacturers are signatories to the agreement guaranteeing compatibility of their devices with USB Type-C chargers: Samsung, Apple, LG, Google, Sony, Motorola, Lenovo.

Standardisation:

- simplifies connection for users
- optimises charging performance and ensures compatibility
- restricts the need for multiple mobile chargers

Multipurpose cord

The USB Type-C connector aims to replace several connectors so users have a truly multipurpose cord.

Why install a USB Type-C charger ?

- Latest generation smartphones and tablets are natively equipped with a Type-C port
- As the Type-C connector becomes the universal port, the Type-C cord will enable a multitude of applications (charging and data transfer)
- Delivers up to 15 W to optimise charging
- Environmentally friendly: standby power consumption of 0.07 W Level VI on the TUV scale (highest level)

Arteor™

international socket outlets



572021

572611

Support frame and plate selection charts p. 71 - 73

Mechanisms supplied with square rocker plates, to be equipped with support frames (p. 71) and plates (p. 72 - 73)

Pack	Cat.Nos	British standard socket outlets
10	5 721 11	Conform to BS 1363 Part 2 ASTA licence 2 modules 2P+E - 13 A
10	5 726 11	○ White ● Magnesium
10	5 721 18	German standard socket outlets 16A 2 modules 2P+E shuttered for child safety
10	5 726 18	○ White ● Magnesium
10	5 721 17	American type socket outlets 15A - 127V 2 modules 2P+E
10	5 726 17	○ White ● Magnesium
10	5 720 21	French standard socket outlets 10/16A 2 modules 2P+E shuttered for child safety
10	5 725 21	○ White ● Magnesium
10	5 700 21	● Champagne
10	5 710 21	● Soft Alu

Arteor™

Australian socket outlets / USB chargers



AR777WE

AR777USBN2ACMGN

To be fitted with Arteor 770 coverplates (p. 72 - 73)

Pack	Cat.Nos	Australian socket outlets
10	AR787AMWE	2P+E 10A shuttered for child safety
10	AR787AMMGN	○ White
10	AR787AMCHP	● Magnesium
10	AR787AMALU	● Champagne
10	AR787AMALU	● Soft Alu
10	AR787ARMWE	2P+ round earth 10A for child safety
10	AR787ARMGNGN	○ White
10	AR787ARMCHP	● Magnesium
10	AR787ARMALU	● Champagne
10	AR787ARMALU	● Soft Alu
10	AR787/15AMWE	2P+E 15A shuttered for child safety
10	AR787/15AMGNGN	○ White
10	AR787/15AMCHP	● Magnesium
10	AR787/15AMALU	● Champagne
10	AR787/15AMALU	● Soft Alu
10	AR777WE	10A Double socket outlet
10	AR777MGN	○ White
10	AR777CHP	● Magnesium
10	AR777ALU	● Champagne
10	AR777ALU	● Soft Alu
10	AR777XWE	10A Double socket outlet with extra switch
10	AR777XMGN	○ White
10	AR777XCHP	● Magnesium
10	AR777XALU	● Champagne
10	AR777XALU	● Soft Alu
10	AR777AWE	10A Autoswitched double socket outlet
10	AR777AMGNGN	○ White
10	AR777ACHP	● Magnesium
10	AR777AALU	● Champagne
10	AR777AALU	● Soft Alu
6	AR777USBN2ACWE	Double Powerpoints with USB chargers
6	AR777USBN2ACMGN	Double socket outlet 10A with USB charger Type A+C - 5V - 15W
6	AR777USBN2CWE	○ White
6	AR777USBN2CMGN	● Magnesium
6	AR777USBN2CWE	Double socket outlet 10A with USB charger Type C+C - 5V - 15W
6	AR777USBN2CMGN	○ White
6	AR777USBN2CMGN	● Magnesium

Arteor™

telephone sockets



5 723 00

5 700 56

5 710 56

5 728 13

Support frame and plate selection charts p. 71 - 73

Mechanisms supplied with rocker plates, to be equipped with support frames (p. 71) and plates (p. 72 - 73)

Pack	Cat.Nos	RJ 11 and RJ 12 sockets
10	5 723 00	Equipped with modular Jack connector with 1/4 turn terminal for fast connection (possible looping) RJ 11 - 1 module 4 contacts
10	5 728 00	○ White
10	5 700 56	● Magnesium
10	5 710 56	● Champagne
10	5 710 56	● Soft Alu
10	5 723 13	RJ 11 - 2 modules 4 contacts
10	5 728 13	○ White
10	5 728 13	● Magnesium
10	5 723 12	RJ 12 - 2 modules 6 contacts
10	5 728 12	○ White
10	5 726 85	● Magnesium
10	5 726 84	● Champagne
10	5 726 84	● Soft Alu

Arteor™

television sockets



5 721 71

5 721 63

5 719 07

Support frame and plate selection charts p. 71 - 73

Mechanisms supplied with rocker plates, to be equipped with support frames (p. 71) and plates (p. 72 - 73)

Pack	Cat.Nos	Single TV star sockets - 1 module
10	5 721 71	For Dvbt, Cablecast and satellite installation UHD TV quality compatible Classe A shielded star socket LTE ready (4G protected) Recommended coaxial cable: 17 VATCA Star cabling (1 socket = 1 cable to antenna, splitter or multiswitch) Visual check of the connection Meets EN 50083-4 and EN 50083-2 European directive TV: male connector (Ø9.5 mm) - 5-68 /120-862 MHz R: female connector (Ø9.5 mm) - FM 87.5-108 MHz / DAB 174-223 MHz SAT: "F" type connector - 950-2400 MHz
10	5 726 71	TV 9.5 mm male sockets
10	5 700 51	○ White
10	5 710 51	● Magnesium
10	5 710 51	● Champagne
10	5 710 51	● Soft Alu
10	5 721 63	TV "F" type sockets
10	5 726 63	○ White
10	5 700 50	● Magnesium
10	5 710 50	● Champagne
10	5 710 50	● Soft Alu
10	5 719 07	TV "F" type for cable and pay TV 75ohm 0.24GHz
10	5 719 57	○ White
10	5 719 57	● Magnesium

Arteor™

RJ 45 sockets



Support frame and plate selection charts p. 71 - 73

Can be integrated in any support
Mechanisms supplied with rocker plates, to be equipped with support frames (p. 71) and plates (p. 72 - 73)
Equipped with connectors with quick toolless connection
Take single-core cables from AWG 22 up to AWG 26, and AWG 26 multicore cables
T568A and B marking with colour codes
Compliant with ISO/IEC 11 801, EN 50173 and ANSI/TIA 568 standards

Pack	Cat.Nos	Cat. 6 _A sockets
10	5 723 06	360° metal shielding STP - 1 module ○ White ● Magnesium
10	5 728 06	
10	5 723 49	UTP - 1 module ○ White ● Magnesium ● Champagne ● Soft Alu
10	5 728 49	
10	5 728 65	
10	5 728 64	
10	5 723 02	Cat. 6 sockets UTP - 1 module ○ White ● Magnesium ● Champagne ● Soft Alu
10	5 728 02	
10	5 700 57	
10	5 710 57	
10	5 723 14	
10	5 728 14	UTP - 2 modules Square Version ○ White ● Magnesium ● Champagne ● Soft Alu
10	5 700 59	
10	5 710 59	
10	5 723 24	
10	5 728 24	Round Version ○ White ● Magnesium
10	5 723 30	
10	5 728 30	Cat. 5e sockets UTP - 1 module ○ White ● Magnesium
10	5 728 15	
10	5 723 03	Adaptors for Keystone data sockets Equipped with transparent label-holder Single connector - 2 modules ○ White ● Magnesium
10	5 728 03	
10	5 723 15	Adaptors for Systimax data sockets Equipped with transparent label-holder Single connector - 2 modules ○ White ● Magnesium
10	5 728 15	

Arteor™

rear pluggable data sockets and wiring splitters

Support frame and plate selection charts p. 71 - 73

Mechanisms supplied with rocker plates, to be equipped with support frames (p. 71) and plates (p. 72 - 73)

Pack	Cat.Nos	Rear pluggable RJ 45 sockets
10	5 723 31	Certified as conforming to standards ISO 11801 ed. 2.0, EN 50173-1 and EIA/TIA 568 Contacts marked with 568 A and B dual colour code and numbers Connectors with self-stripping terminals Possibility of re-wiring in the event of error Multidirectionnal cable entry For use with area distribution boxes connection to boxes via RJ45-RJ45 dedicated cords
10	5 728 31	
10	5 723 30	Cat. 6 - UTP Used to create Cat. 6 and Cat. 5e links in accordance with standards 2 modules ○ White ● Magnesium
10	5 728 30	
10	5 723 30	Cat. 5e - UTP ○ White ● Magnesium
10	5 728 30	
10	5 723 35	Telephone/Ethernet wiring splitters Provide increased security against theft and damage to double connectors Provide a rate of 10/100 Mbps Multidirectionnal cable entry Can be installed in all supports depth min. 35 mm Telephone and Ethernet applications marked on the protective cap 1 module UTP - double connector 8 contacts ○ White ● Magnesium
10	5 728 35	

Arteor™

USB data sockets



Support frame and plate selection charts p. 67 - 69

Mechanisms supplied with rocker plates, to be equipped with support frames (p. 67) and plates (p. 68 - 69)

Pack	Cat.Nos	USB data sockets for data transfer
1	5 720 94	Used to bring connections closer to the user For connecting USB devices (interactive white board, scanner-printer, external hard disk) Preterminated - USB 3.0 - 1 module Maximum length: 5 m Recommended cable: USB A Equipped with a 15 cm cord ○ White ● Magnesium
1	5 720 94	
1	5 722 75	Connection via screw terminals - USB 2.0 1 module Maximum length: 5 m Recommended cable: USB A Cross-section 1 mm ² ○ White ● Magnesium
1	5 727 75	
1	5 720 23	USB Data extender Used to bring connections closer to the user in case of large distances. For connecting USB devices (digital school board / interactive whiteboard...) located more than 5 m away (30 m max.) from a source (computer...) The kit includes - a transmitter (1 module) - a receiver (1 module) The link between the transmitter and the receiver is made via a RJ 45/RJ 45 cord ○ White

Arteor™

audio and video sockets



Pack	Cat.Nos	HDMI type A sockets
1	5 720 96	Used to transmit high-definition digital audio/video streams between a source (Blu-ray player, computer) and a compatible receiver (TV, videoprojector...) Preterminated sockets HDMI 1.4 - 1 module Equipped with cord, length 15 cm ○ White ● Magnesium
1	5 725 96	
1	5 724 76	Preterminated sockets HDMI 1.4 - 2 modules Equipped with cord, length 15 cm Round Version ○ White ● Magnesium
1	5 735 96	
1	5 720 90	Display port sockets Used to transmit high-definition digital audio/video streams between a source (laptop, computer, etc) and a compatible receiver (TV, videoprojector...) Preterminated socket - 1 module Equipped with cord, length 15 cm ○ White ● Magnesium
1	5 725 90	
1	5 720 97	HD15 sockets Used to transmit analog video streams (VGA, XGA, UXGA depending on graphic card) between a source (computer) and a compatible receiver (LCD, video projector, TV, etc...) Preterminated sockets - 1 module Equipped with cord, length 15 cm ○ White ● Magnesium
1	5 725 97	
1	5 722 82	Screw-type female HD15 sockets - 2 modules ○ White ● Magnesium
1	5 727 82	
1	5 722 88	Screw-type female HD15 + 3.5 mm Jack sockets - 2 modules ○ White ● Magnesium
1	5 727 88	
1	5 722 79	Solder-type female HD15 sockets - 1 module ○ White ● Magnesium
1	5 727 79	
1	5 720 89	Videoprojector switch Universal remote switch allowing to turn ON or place in STANDBY mode a video projector Works with all videoprojectors or TV through IR learning process Installed close to the room's lighting switches, it replaces the constructors remote and fosters the ignition and extinction of the video projector therefore reducing energy consumption and extending the bulb's lifetime Equipped with cord, length 15 cm ○ White



Support frame and plate selection charts p. 71 - 73

Mechanisms supplied with rocker plates, to be equipped with support frames (p. 71) and plates (p. 72 - 73)

Pack	Cat.Nos	Jack sockets 3.5 mm
1	5 720 91	3.5 mm Jack connectors can be used to create audio links
1	5 725 91	Preterminated sockets - 1 module Equipped with cord, length 15 cm
		○ White ● Magnesium
1	5 722 74	4 screw-type female 3.5 mm Jack socket 1 module
1	5 727 74	○ White ● Magnesium
1	5 722 78	Solder-type female 3.5 mm Jack socket 1 module
1	5 727 78	○ White ● Magnesium
		Female 2 RCA sockets Provide the stereo audio link for any peripheral device such as a DVD drive, camera, video recorder
1	5 720 92	Preterminated - 1 module Equipped with a 15 cm cord
1	5 725 92	○ White ● Magnesium
1	5 722 72	Connection on screw terminals - 1 module
1	5 727 72	○ White ● Magnesium
		Female 3 RCA sockets Provide the stereo audio link for any peripheral device such as a DVD drive, camera, video recorder
1	5 722 73	Connection on screw terminals - 2 modules
1	5 727 73	○ White ● Magnesium

Pack	Cat.Nos	3-pole XLR sockets
		For the stereo connection of any peripheral, microphone, mixing console
		Recommended cable: 1 audio pair 0.14 to 0.5 mm ² shielded Max. cable length: 50 m (beyond this an audio amplifier is recommended)
		2 modules
		XLR female
1	5 722 83	○ White
1	5 727 83	● Magnesium
		XLR male
1	5 722 77	○ White
1	5 727 77	● Magnesium
		Loudspeaker sockets 4 mm ² terminals
		1 module
10	5 722 70	○ White
10	5 727 70	● Magnesium
		2 modules
10	5 722 80	○ White
10	5 727 80	● Magnesium
		Attenuators 100 V - 25 W Allow to adjust power to 25 W from a balanced 100 V loudspeaker line
		2 modules
1	5 722 84	○ White
1	5 727 84	● Magnesium
		Other audio and video sockets
		Female BNC 75 sockets Provide the composite video link for any peripheral device such as a DVD drive, camera, video recorder, etc
		Connection on screw terminals - 1 module
1	5 722 76	○ White
1	5 727 76	● Magnesium

Media hub see p. 97



Support frame and plate selection charts p. 71 - 73

Mechanisms supplied with rocker plates, to be equipped with support frames (p. 71) and plates (p. 72 - 73)


Pack	Cat.Nos	Blank modules
		Square Version
		1 module
10	5 723 41	○ White
10	5 728 41	● Magnesium
10	5 700 60	● Champagne
10	5 710 60	● Soft Alu
		2 modules
10	5 723 42	○ White
10	5 728 42	● Magnesium
10	5 700 61	● Champagne
10	5 710 61	● Soft Alu
		3 modules
5	5 723 43	○ White
5	5 728 43	● Magnesium
		Round Version
		2 modules
10	5 730 86	○ White
10	5 731 86	● Magnesium
		3 modules
5	5 730 96	○ White
5	5 731 96	● Magnesium
		Cable outlets
		20 A cable outlet for junction - 2 modules
10	5 723 20	○ White
		45 A cable outlet - BS 1 gang Supplied with cover plate For flush mounting back box to be min. 45 mm deep
5	5 723 21	○ White
		Cord outlets
		1 module with Ø8 mm entry
10	5 723 07	○ White
		2 modules
10	5 723 19	○ White



Support frame and plate selection charts p. 71 - 73

To be equipped with support frames (p. 71) and plates (p. 72 - 73)

Pack	Cat.Nos	British standard blanking cover plates
		For 1 gang box
5	5 751 30	○ White
5	5 716 08	● Soft Alu
5	5 751 32	● Graphite
5	5 716 10	● Magnesium
5	5 716 12	● Champagne
5	5 716 14	● Dark Bronze
		For 2 gang box
5	5 751 40	○ White
5	5 716 09	● Soft Alu
5	5 751 42	● Graphite
5	5 716 11	● Magnesium
5	5 716 13	● Champagne
5	5 716 15	● Dark Bronze
		Italian/US standard blanking cover plates
		For 2" x 4" boxes
10	5 754 10	○ White
10	5 714 10	● Soft Alu
10	5 754 12	● Graphite
10	5 714 52	● Magnesium
10	5 714 53	● Champagne
10	5 714 51	● Dark Bronze
		US standard blanking cover plates
		For 4" x 4" boxes
5	5 753 60	○ White
5	5 714 00	● Soft Alu
5	5 753 62	● Graphite



5 760 16

5 723 90

5 723 92



Support frame and plate selection charts p. 71 - 73

Pack	Cat.Nos	Panel mounting supports
10	5 760 15	For 1 to 3 mm thick panels For 1 module Clips into a 28 x 53.5 mm aperture
10	5 760 16	For 2 modules Clips into a 58 x 53.5 mm aperture
10	5 760 13	Modular support For mounting 2-module mechanisms on symmetrical rail

Pack	Cat.Nos	Flush-mounting boxes
1	6 890 36	For British standard 6 and 8-module plates and frames For 6 modules 211.4 x 75.7 x 50.8 mm
1	6 890 38	For 8 modules 231 x 75.7 x 50.8 mm
1	6 890 28	For 2 x 6 modules 212 x 143 x 42 mm
Pack	Cat.Nos	Surface-mounting boxes
10	5 723 90	For British, German and French standard For 2 modules - 1 gang 38 mm depth
25	5 723 92	For 4 modules 2 x 2 modules - 2 gang 48 mm depth (suitable for shaver sockets)
25	5 723 93	For 6/8 modules 48 mm depth (suitable for shaver sockets)
2	5 723 96	For 2 x 6 modules 38 mm depth



5 719 20

5 719 10

5 760 11



Plate selection charts p. 72 - 73

Pack	Cat.Nos	Support frames with standard installation accessories 84mm fixing centres
10	5 719 10	Screw mounting (screws supplied) For 1 or 2 modules Vertical mounting
10	5 719 20	For 1, 2 or 3 modules Horizontal mounting
Pack	Cat.Nos	Support frames for BS type boxes 60.3 mm fixing centres
10	5 760 03	Screw mounting (screws supplied) For 1 gang box Square - for 1 or 2 modules
5	5 760 01	Square - for 3 modules
10	5 760 02	For 2 gang box Rectangular - for 3 modules
10	5 760 00	Rectangular - for 2 x 2 modules

Pack	Cat.Nos	Support frames for German and French type boxes
10	5 760 21	Screw mounting For 1 or 2 modules
5	5 760 11	For 4 modules
5	5 760 12	For 6 modules Horizontal mounting
2	5 760 22	For 2 x 6 modules Horizontal mounting
5	5 760 20	Claw mounting For 1 or 2 modules

Arteor™ plate selection chart

83.5mm fixing centres - flush-mounting boxes, support frames and plates

Number of modules per mechanism	Flush-mounting boxes	Support frames	Plates	PLATES										PLATES							
				Neutral						Mirror		Brushed Metal		Reflective Metal			Wood	Signature			
				White	Soft Aluminium	Graphite	Magnesium	Champagne	Dark Bronze	Mirror White	Mirror Black	Stainless Steel	Gold Brass	Pink Champagne	Black	Stainless Steel	Black	Gold	Grey Oak	Cube	
AUSTRALIAN 770 VERSION - HORIZONTAL OR VERTICAL																					
770 window	Standard mounting accessory	Not required		5 754 30	5 751 77	5 754 32	5 751 78	5 751 80	5 751 79		5 754 34	5 754 33	5 754 36	5 764 70	5 751 82	5 751 81	5 751 85	5 751 83	5 751 84	5 751 92	5 751 91
SQUARE VERSION - VERTICAL																					
1 vertical module	Standard mounting accessory	5 719 10		5 767 20	5 714 85	5 767 22	5 714 95	5 715 05	5 715 15		5 767 24	5 767 23	5 767 26	5 767 30	5 715 26	5 715 21	5 715 31	5 715 41	5 715 36	5 715 46	5 715 51
2 modules		5 719 10		5 752 50	5 714 82	5 752 52	5 714 92	5 715 02	5 715 12		5 752 54	5 752 53	5 752 56	5 764 30	5 714 27	5 714 17	5 714 37	5 714 57	5 714 47	5 714 67	5 714 77
SQUARE VERSION - HORIZONTAL																					
1 module	Standard mounting accessory	5 719 20		5 752 20	5 714 11	5 752 22	5 752 27	5 714 31	5 714 41		5 752 44	5 752 43	5 752 46	5 764 10	5 714 26	5 714 16	5 714 36	5 714 56	5 714 46	5 714 66	5 714 76
2 modules		5 719 20		5 752 30	5 714 12	5 752 32	5 752 37	5 714 32	5 714 42		5 752 54	5 752 53	5 752 56	5 764 30	5 714 27	5 714 17	5 714 37	5 714 57	5 714 47	5 714 67	5 714 77
3 modules		5 719 20		5 750 10	5 714 13	5 750 12	5 750 17	5 714 33	5 714 43		5 752 74	5 752 73	5 752 76	5 764 50	5 714 28	5 714 18	5 714 38	5 714 58	5 714 48	5 714 68	5 714 78
Blanking cover plate		5 760 40		5 754 10	5 714 10	5 754 12	5 714 52	5 714 53	5 714 51		-	-	-	-	-	-	-	-	-	-	-
4 modules	0 800 42	5 760 11		5 750 30	5 714 14	5 750 32	5 750 37	5 714 34	5 714 44		5 750 34	5 750 33	5 750 36	5 762 70	5 714 29	5 714 19	5 714 39	5 714 59	5 714 49	5 714 69	-
6 modules	6 890 36	Supplied with support frame		5 753 70	5 713 06	5 753 72	5 713 16	5 713 26	5 713 36		5 753 74	5 753 73	5 753 76	5 763 70	5 713 56	5 713 46	5 713 66	5 713 86	5 713 76	5 713 96	5 714 06
8 modules	6 890 38	Supplied with support frame		5 767 00	5 713 08	5 767 02	5 713 18	5 713 28	5 713 38		5 767 04	5 767 03	5 767 06	5 767 10	5 713 58	5 713 48	5 713 68	5 713 88	5 713 78	5 713 98	5 714 08
ROUND VERSION																					
2 modules	0 800 49	5 760 40		5 756 20	5 716 34	5 756 22	5 716 36	-	-		5 756 34	5 756 33	5 756 36	5 764 20	5 716 40	5 716 38	-	-	-	-	-
3 modules	0 800 49	5 760 40		5 755 00	5 716 35	5 755 02	5 716 37	-	-		5 756 54	5 756 53	5 756 56	5 764 40	5 716 41	5 716 39	-	-	-	-	-
2 modules	2" x 4"	5 760 30 ⁽¹⁾ 5 760 40		5 756 30	5 716 42	5 756 32	5 716 47	-	-		5 756 34	5 756 33	5 756 36	5 764 20	5 716 40	5 716 38	-	-	-	-	-
3 modules		5 760 40		5 756 50	5 716 43	5 756 52	5 716 48	-	-		5 756 54	5 756 53	5 756 56	5 764 40	5 716 41	5 716 39	-	-	-	-	-
ARTEOR SPECIAL PLATES																					
Shaver outlet		Not needed		5 750 70	5 713 05	5 750 72	5 713 15	5 713 25	5 713 35		5 750 74	5 750 73	5 750 76	5 761 60	5 713 55	5 713 45	5 713 65	5 713 85	5 713 75	5 713 95	5 714 05

* Not required for switches. Single GPOs (AR787 series): 571920 (horizontal) or 571910 (Vertical)

Arteor with Netatmo

Starter kit

Must be ordered for any connected installation

Arteor with Netatmo

Extension kit

Step 1: Starter kit for a connected home



AWNSKITWE

Used to control your home remotely (lighting and electrical appliances) using a smartphone via the Home + Control App and/or voice control (via a voice assistant). Must be ordered for any connected installation. The connected extension kit or individual connected products can be added to the starter kit. 2.4 GHz Wi-Fi connection required.

Pack	Cat.Nos	Starter kit
1	AWNSKITWE	Used to create a connected installation Includes: - 1 Gateway 230/240V a.c., Wi-Fi 2.4GHz 802.11 b/g/n Zigbee 2.4GHz to 2.4835GHz. Supplied with support frame, coverplate and paint cover - 1 Vertical Smart switch 1 gang 230/240V a.c. 3 wire min. load 5W Max. load 100W. Compatible with most traditional and LED Lighting loads. Zigbee 2.4GHz to 2.4835GHz. Supplied with load stabilising capacitor, support frame, coverplate and paint cover - 1 Smart Single Powerpoint (protected against overloads) 230/240V a.c. 10A. Compatible with any electrical appliance or large Household appliance. Measures instantaneous Power and monitors daily and monthly consumption, Plus sends configurable notifications (fault, consumption, etc). Supplied with support frame, coverplate and paint cover. Zigbee 2.4GHz to 2.4835GHz - 1 Wireless master switch with preset scenarios which can be customised in the Home + Control App. Supplied with CR2032 3V battery for power supply and 4 removable stickers for fixing the control on any walls. LED function for low battery indication. Supplied with support frame and coverplate. Zigbee 2.4GHz to 2.4835GHz
1	AWNSKITMGN	
1	AWNSKITALU	
1	AWNSKITCHP	



Step 2: Connected extension kit



AWNEKITWE

Used to complete your connected installation, requires prior installation of a starter or basic kit. Connected products can be added to the extension kit.

Pack	Cat.Nos	Extension Kit
1	AWNEKITWE	Used to create a wireless two-way switch and remotely control your electrical appliances. Includes: - 1 Smart Single Powerpoint 230/240V a.c. 10A (Protected against overloads). Compatible with any electrical appliance or large household appliance. Measures instantaneous power and monitors daily and monthly consumption, plus sends configurable notifications (fault, consumptions, etc). Zigbee 2.4GHz to 2.4835GHz. Supplied with support frame, coverplate and paint cover - 1 wireless switch. Supplied with CR2032 3V battery for power supply and 4 removable stickers for fixing the control on any walls. Zigbee 2.4GHz to 2.4835GHz - 1 Vertical Smart Dimmer Switch 1 Gang 230/240V a.c. 3 wire Max. load 150W Compatible with most traditional and LED lighting loads. Zigbee 2.4GHz to 2.4835GHz. Dimmer mode can be activated in the Home + Control app. Locator LED light at the front can be activated in the Home + Control app. Supplied with support frame, coverplate and paint cover
1	AWNEKITMGN	
1	AWNEKITALU	
1	AWNEKITCHP	



Arteor with Netatmo

230/240V a.c. products

Step 2: Connected products



AWNVSW1WE

AWNVSW2MGN

AWNHSW3ALU

Used to complete your connected installation, requires prior installation of a Starter kit for connected installation

Pack	Cat.Nos	Smart Light Switch
1	AWNVSW1WE	230/240V a.c. 3 wire Min. load 5W Max. load 100W Compatible with most traditional and LED Lighting loads Zigbee 2.4GHz to 2.4835GHz Supplied with support frame, coverplate and paint cover Vertical - 1 Gang ○ White ● Magnesium ● Aluminium ● Champagne Vertical - 2 Gang ○ White ● Magnesium ● Aluminium ● Champagne Horizontal - 1 Gang ○ White ● Magnesium ● Aluminium ● Champagne Horizontal - 2 Gang ○ White ● Magnesium ● Aluminium ● Champagne Horizontal - 3 Gang ○ White ● Magnesium ● Aluminium ● Champagne
1	AWNVSW1MGN	
1	AWNVSW1ALU	
1	AWNVSW1CHP	
1	AWNVSW2WE	230/240V a.c. 3 wire Min. load 5W Max. load 100W Compatible with most traditional and LED Lighting loads Zigbee 2.4GHz to 2.4835GHz Supplied with support frame, coverplate and paint cover Vertical - 1 Gang ○ White ● Magnesium ● Aluminium ● Champagne Vertical - 2 Gang ○ White ● Magnesium ● Aluminium ● Champagne Horizontal - 1 Gang ○ White ● Magnesium ● Aluminium ● Champagne Horizontal - 2 Gang ○ White ● Magnesium ● Aluminium ● Champagne Horizontal - 3 Gang ○ White ● Magnesium ● Aluminium ● Champagne
1	AWNVSW2MGN	
1	AWNVSW2ALU	
1	AWNVSW2CHP	
1	AWNHSW1WE	230/240V a.c. 3 wire Max. load 150W Compatible with most traditional and LED Lighting loads Zigbee 2.4GHz to 2.4835GHz Dimmer mode can be activated in the Home + Control app. Locator LED light at the front can be activated in the Home + Control app. Supplied with support frame, coverplate and paint cover Vertical - 1 Gang ○ White ● Magnesium ● Aluminium ● Champagne Vertical - 2 Gang ○ White ● Magnesium ● Aluminium ● Champagne Horizontal - 1 Gang ○ White ● Magnesium ● Aluminium ● Champagne Horizontal - 2 Gang ○ White ● Magnesium ● Aluminium ● Champagne Horizontal - 3 Gang ○ White ● Magnesium ● Aluminium ● Champagne
1	AWNHSW1MGN	
1	AWNHSW1ALU	
1	AWNHSW1CHP	
1	AWNHSW2WE	230/240V a.c. 3 wire Max. load 150W Compatible with most traditional and LED Lighting loads Zigbee 2.4GHz to 2.4835GHz Dimmer mode can be activated in the Home + Control app. Locator LED light at the front can be activated in the Home + Control app. Supplied with support frame, coverplate and paint cover Vertical - 1 Gang ○ White ● Magnesium ● Aluminium ● Champagne Vertical - 2 Gang ○ White ● Magnesium ● Aluminium ● Champagne Horizontal - 1 Gang ○ White ● Magnesium ● Aluminium ● Champagne Horizontal - 2 Gang ○ White ● Magnesium ● Aluminium ● Champagne Horizontal - 3 Gang ○ White ● Magnesium ● Aluminium ● Champagne
1	AWNHSW2MGN	
1	AWNHSW2ALU	
1	AWNHSW2CHP	
1	AWNHSW3WE	230/240V a.c. 3 wire Max. load 150W Compatible with most traditional and LED Lighting loads Zigbee 2.4GHz to 2.4835GHz Dimmer mode can be activated in the Home + Control app. Locator LED light at the front can be activated in the Home + Control app. Supplied with support frame, coverplate and paint cover Vertical - 1 Gang ○ White ● Magnesium ● Aluminium ● Champagne Vertical - 2 Gang ○ White ● Magnesium ● Aluminium ● Champagne Horizontal - 1 Gang ○ White ● Magnesium ● Aluminium ● Champagne Horizontal - 2 Gang ○ White ● Magnesium ● Aluminium ● Champagne Horizontal - 3 Gang ○ White ● Magnesium ● Aluminium ● Champagne
1	AWNHSW3MGN	
1	AWNHSW3ALU	
1	AWNHSW3CHP	

Pack	Cat.Nos	Smart Dimmer Switch
1	AWNVDM1WE	230/240V a.c. 3 wire Max. load 150W Compatible with most traditional and LED lighting loads. Zigbee 2.4GHz to 2.4835GHz Dimmer mode can be activated in the Home + Control app. Locator LED light at the front can be activated in the Home + Control app. Supplied with support frame, coverplate and paint cover Vertical - 1 Gang ○ White ● Magnesium ● Aluminium ● Champagne Vertical - 2 Gang ○ White ● Magnesium ● Aluminium ● Champagne Horizontal - 1 Gang ○ White ● Magnesium ● Aluminium ● Champagne Horizontal - 2 Gang ○ White ● Magnesium ● Aluminium ● Champagne Horizontal - 3 Gang ○ White ● Magnesium ● Aluminium ● Champagne
1	AWNVDM1MGN	
1	AWNVDM1ALU	
1	AWNVDM1CHP	
1	AWNVDM2WE	230/240V a.c. 3 wire Max. load 150W Compatible with most traditional and LED lighting loads. Zigbee 2.4GHz to 2.4835GHz Dimmer mode can be activated in the Home + Control app. Locator LED light at the front can be activated in the Home + Control app. Supplied with support frame, coverplate and paint cover Vertical - 1 Gang ○ White ● Magnesium ● Aluminium ● Champagne Vertical - 2 Gang ○ White ● Magnesium ● Aluminium ● Champagne Horizontal - 1 Gang ○ White ● Magnesium ● Aluminium ● Champagne Horizontal - 2 Gang ○ White ● Magnesium ● Aluminium ● Champagne Horizontal - 3 Gang ○ White ● Magnesium ● Aluminium ● Champagne
1	AWNVDM2MGN	
1	AWNVDM2ALU	
1	AWNVDM2CHP	
1	AWNHDM1WE	230/240V a.c. 3 wire Max. load 150W Compatible with most traditional and LED lighting loads. Zigbee 2.4GHz to 2.4835GHz Dimmer mode can be activated in the Home + Control app. Locator LED light at the front can be activated in the Home + Control app. Supplied with support frame, coverplate and paint cover Vertical - 1 Gang ○ White ● Magnesium ● Aluminium ● Champagne Vertical - 2 Gang ○ White ● Magnesium ● Aluminium ● Champagne Horizontal - 1 Gang ○ White ● Magnesium ● Aluminium ● Champagne Horizontal - 2 Gang ○ White ● Magnesium ● Aluminium ● Champagne Horizontal - 3 Gang ○ White ● Magnesium ● Aluminium ● Champagne
1	AWNHDM1MGN	
1	AWNHDM1ALU	
1	AWNHDM1CHP	
1	AWNHDM2WE	230/240V a.c. 3 wire Max. load 150W Compatible with most traditional and LED lighting loads. Zigbee 2.4GHz to 2.4835GHz Dimmer mode can be activated in the Home + Control app. Locator LED light at the front can be activated in the Home + Control app. Supplied with support frame, coverplate and paint cover Vertical - 1 Gang ○ White ● Magnesium ● Aluminium ● Champagne Vertical - 2 Gang ○ White ● Magnesium ● Aluminium ● Champagne Horizontal - 1 Gang ○ White ● Magnesium ● Aluminium ● Champagne Horizontal - 2 Gang ○ White ● Magnesium ● Aluminium ● Champagne Horizontal - 3 Gang ○ White ● Magnesium ● Aluminium ● Champagne
1	AWNHDM2MGN	
1	AWNHDM2ALU	
1	AWNHDM2CHP	
1	AWNHDM3WE	230/240V a.c. 3 wire Max. load 150W Compatible with most traditional and LED lighting loads. Zigbee 2.4GHz to 2.4835GHz Dimmer mode can be activated in the Home + Control app. Locator LED light at the front can be activated in the Home + Control app. Supplied with support frame, coverplate and paint cover Vertical - 1 Gang ○ White ● Magnesium ● Aluminium ● Champagne Vertical - 2 Gang ○ White ● Magnesium ● Aluminium ● Champagne Horizontal - 1 Gang ○ White ● Magnesium ● Aluminium ● Champagne Horizontal - 2 Gang ○ White ● Magnesium ● Aluminium ● Champagne Horizontal - 3 Gang ○ White ● Magnesium ● Aluminium ● Champagne
1	AWNHDM3MGN	
1	AWNHDM3ALU	
1	AWNHDM3CHP	

Arteor with Netatmo

230/240V a.c. products (continued)

Step 2: Connected products



AWNHPWE



AWNBLWE

Used to complete your connected installation, requires prior installation of a Starter or Basic kit

Pack	Cat.Nos	Smart Single Powerpoint
1	AWNHPWE	<p>Used to control electrical appliances remotely Can be paired with one or more wireless switch to create a controlled socket 10A 230/240V a.c. Compatible with any electrical appliance or large household appliance Measures instantaneous power and monitors daily and monthly consumption, plus sends configurable notifications (fault, consumption, etc) Supplied with support frame, coverplate and paint cover Zigbee 2.4GHz to 2.4835GHz</p> <p>○ White ● Magnesium ● Aluminium ● Champagne</p>
1	AWNHPOMGN	
1	AWNHPALU	
1	AWNHPCHP	

Pack	Cat.Nos	Connected roller shutter switch
1	AWNBLWE	<p>For local and remote control of a 230/240V a.c. shutter/blind (raise/lower/stop functions, compatible with shutter/blind with mechanical and electronic stop, not compatible with radio-controlled shutter/blind) Can be paired with one or more shutter/blind wireless switches. Can be installed in place of an existing shutter/blind switch Supplied with support frame, coverplate and paint cover Zigbee 2.4GHz to 2.4835GHz</p> <p>○ White ● Magnesium ● Aluminium ● Champagne</p>
1	AWNBLMGN	
1	AWNBLALU	
1	AWNBLCHP	

Arteor with Netatmo

Wireless Switches

Step 2: Connected products



AWNMSWE



AWNMSGN



574270



574291



574274

Used to complete your connected installation, require prior installation of a starter kit for connected installation

Pack	Cat.Nos	Wireless master switch
1	AWNMSWE	<p>Used to add an extra Wireless master switch in a connected installation with multiple entrances Works in the same way as the Wireless master switch included in the starter kit or basic kit Home/Away scenarios can be customised in the Home + Control App Supplied with CR2032 3 V battery for power supply LED function for low battery indication Zigbee 2.4GHz to 2.4835GHz</p> <p>Stand-alone Supplied complete with support frame, coverplate and 4 removable stickers for fixing the control unit on any walls</p> <p>○ White ● Magnesium ● Aluminium ● Champagne</p> <p>Clip-in To be clipped into Arteor grids, alongside other Arteor / Arteor with Netatmo mechanisms</p> <p>○ White ● Magnesium ● Aluminium ● Champagne</p>
1	AWNMSGN	
1	AWNMSALU	
1	AWNMSCHP	
1	574270	<p>Night/Day Wireless switch Used to add 2 extra scenarios to a connected installation Preset Wake up/Sleep scenarios which can be customised in the Home + Control App Supplied with CR2032 3 V battery for power supply. LED function for low battery indication Zigbee 2.4GHz to 2.4835GHz</p> <p>Stand-alone Supplied complete with support frame, coverplate and 4 removable stickers for fixing the control unit on any walls</p> <p>○ White ● Magnesium ● Aluminium ● Champagne</p> <p>Clip-in To be clipped into Arteor grids, alongside other Arteor / Arteor with Netatmo mechanisms</p> <p>○ White ● Magnesium ● Aluminium ● Champagne</p>
1	574279	
1	574297	
1	574327	

Pack	Cat.Nos	Wireless Switch
1	AWNWS1WE	<p>Supplied with CR2032 3V battery. Zigbee 2.4GHz to 2.4835GHz</p> <p>Stand-alone - 1 gang Supplied complete with support frame, coverplate and 4 stickers to mount on walls</p> <p>○ White ● Magnesium ● Aluminium ● Champagne</p> <p>Stand-alone - 2 gang Supplied complete with support frame, coverplate and 4 stickers to mount on walls</p> <p>○ White ● Magnesium ● Aluminium ● Champagne</p> <p>Clip-in To be clipped into Arteor grids, alongside other Arteor / Arteor with Netatmo mechanisms</p> <p>○ White ● Magnesium ● Aluminium ● Champagne</p>
1	AWNWS1MGN	
1	AWNWS1ALU	
1	AWNWS1CHP	
1	574291	<p>Wireless shutter/blind switch Used to control one or more wired shutter/blind switches Supplied with CR2032 3 V battery for power supply LED function for low battery indication Zigbee 2.4GHz to 2.4835GHz</p> <p>Stand-alone Supplied complete with support frame, coverplate and 4 removable stickers for fixing the control unit on any walls</p> <p>○ White ● Magnesium ● Aluminium ● Champagne</p> <p>Clip-in To be clipped into Arteor grids, alongside other Arteor / Arteor with Netatmo mechanisms</p> <p>○ White ● Magnesium ● Aluminium ● Champagne</p>
1	574276	
1	574275	
1	574326	

Arteor with Netatmo

Connected gateway pack

Must be ordered for any connected installation

Arteor with Netatmo

Connected light switches

Arteor with Netatmo

Connected outlets

Arteor with Netatmo

Connected curtain/roller blind switches

Step 1: Gateway Pack for a connected home



5 742 09

Step 2: Connected products



5 742 01



5 743 41



0 648 99

Step 2: Connected products



5 742 00



4 120 15

Step 2: Connected products



5 742 04

Used to create the radio network and the Wi-Fi connection of the connected installation
Enables remote control of your home (lighting, roller blinds and electrical appliances) using a smartphone via the Home + Control App and/or voice control with a voice assistant
Must be ordered to start any connected installation
To be completed by adding individual connected products
2.4 GHz Wi-Fi connection required

Used to create your connected installation, require prior installation of a gateway pack for connected installation

Used to complete your connected installation, require prior installation of a gateway pack for connected installation

Used to complete your connected installation, require prior installation of a gateway pack for connected installation

Pack	Cat.Nos	Connected gateway pack
1	5 742 09	Used to create the radio network and the Wi-Fi connection Composition: - 1 flush-mounted ZigBee/Wi-Fi gateway Mechanisms supplied with cover plates, to be equipped with support frames (p. 81) and plates (p. 82 - 83) Allows the connection of the installation to the Wi-Fi network and enables control through the Home + Control App and voice assistants (Google Assistant, Amazon Alexa, Apple Siri)* Enables Home + Control service on IFTTT Can be installed in place of an existing product Suitable for flush-mounting box min. depth 35mm - 1 Home/Away wireless master switch with preset life scenes Supplied with support frame To be equipped with plates (p. 82 - 83) Used to create the radio network and to control life scenes Life scenes can be customised in the Home + Control App Supplied with CR2032 3 V long-life battery for power supply and 4 removable stickers for fixing the control unit on any substrate LED function for low battery indication
1	5 742 27	○ White
1	5 742 36	● Magnesium
1	5 742 18	● Champagne
		● Soft Alu

* Availability of voice assistants to be checked in your country

Pack	Cat.Nos	Connected light switches
1	5 742 01	Switch with neutral 100 W, wired, 1 module Mechanisms to be equipped with support frames and plates For local or remote control of lighting Can be controlled by one or more wireless light switches or mechanical 2-way switches Compatible with all loads Can be installed in place of an existing switch in a flush-mounting box 35 mm deep Locator and indicator LED function ○ White ● Magnesium ● Champagne ● Soft Alu
1	5 742 20	
1	5 742 29	
1	5 742 11	
1	5 743 40	Dimmer with Neutral 150W, wired, 1 module Mechanisms to be equipped with support frames and plates For local or remote control of lighting Can be controlled by one or more wireless light switches Compatible with all loads (dimnable LEDs strongly recommended) Dimmer mode can be activated from the Home + Control App. Can be installed in place of an existing switch in a flush-mounting box 35 mm deep Locator and indicator LED function ○ White ● Magnesium ● Champagne ● Soft Alu
1	5 743 42	
1	5 743 43	
1	5 743 41	

Pack	Cat.Nos	Connected micromodule switches with neutral
1	5 742 43	Used to connect lights with a ceiling box installation Can be controlled by one or more wireless light switches and/or mechanical push-buttons ON/OFF switch 100 W LED, wired Compatible with all loads: - LEDs and CFL lamps: 100 W LED - Incandescent and halogen lamps: 300 W - ELV halogen and CFL lamps with separate ballast: 250 VA
1	0 648 99	Switch with dimmer option, 150 W LED, wired For local or remote ON/OFF / dimming control of lighting Dimmer mode can be activated from the Home + Control App. Memory level function Compatible with all loads: - dimmable LEDs and CFL lamps: 150 W LED - Incandescent and halogen lamps: 150 W - ELV halogen and CFL lamps with separate ballast: 150 VA

Pack	Cat.Nos	Connected socket outlet module - 16A - 230/240V a.c. - 3680 W, 1 module
1	5 742 00	Mechanisms to be equipped with support frames and plate Allows to create a connected socket outlet for integration into the connected installation To be wired to a traditional socket outlet The connected socket outlet can be paired with one or more wireless light switches Connected socket outlets allow to - remotely control electrical appliances - measure instantaneous power - monitor daily and monthly consumption - send notifications in case of abnormal use (overconsumption etc.) Can be installed in place of an existing socket outlet in a flush-mounting box 40 mm min. depth Indicator LED function ○ White ● Magnesium ● Champagne ● Soft Alu
1	5 742 28	
1	5 742 37	
1	5 742 19	
1	4 120 15	Energy module for rail mounting Measures the instantaneous and cumulative global electrical consumption of a single phase installation (63A maxi) Sends a notification in case of reaching a configurable limit in the Home + Control App. Delivered with 1 coil 1 module

Pack	Cat.Nos	Connected cable outlet
1	064879	Enables remote control (ON/OFF and schedules) of electrical devices Wiring compatible with pilot wire Can be controlled by a wireless control 3000 W max. (protected against overloads) instantaneous power measurement and daily/monthly consumption monitoring with configurable sending of notifications (defect, consumption, etc.) Supplied with mounting support, cover plate and worksite protection ○ White

Pack	Cat.Nos	Connected curtain/roller blind switch
1	5 742 04	Mechanisms to be equipped with support frames and plates For local and remote control of a 230/240V a.c. roller blind (raise/lower/stop functions and level management) Compatible with roller blinds with mechanical or electronic stop, not compatible with radio-controlled roller blinds Can be paired with one or more roller blind wireless switches Can be installed in place of an existing roller blind switch in a flush-mounting box 35 mm deep 1 module - with neutral ○ White ● Magnesium ● Champagne ● Soft Alu
1	5 742 22	
1	5 742 31	
1	5 742 13	
1	0 676 97	Connected curtain/roller blind micromodule For local and remote control of a 230/240V a.c. roller blind (raise/lower/stop functions and level management) Compatible with roller blinds with mechanical or electronic stop, not compatible with radio-controlled roller blinds Can be paired with one or more roller blind wireless switches To be installed in the ceiling box or roller blind box to connect a new or existing roller blind

Arteor with Netatmo

Connected wireless controls

Arteor with Netatmo

Connected wireless scene switches

Step 2: Connected products



5 742 05 5 742 52 067694

Used to complete your connected installation. Require a prior connected installation including a gateway pack

Step 2: Connected products

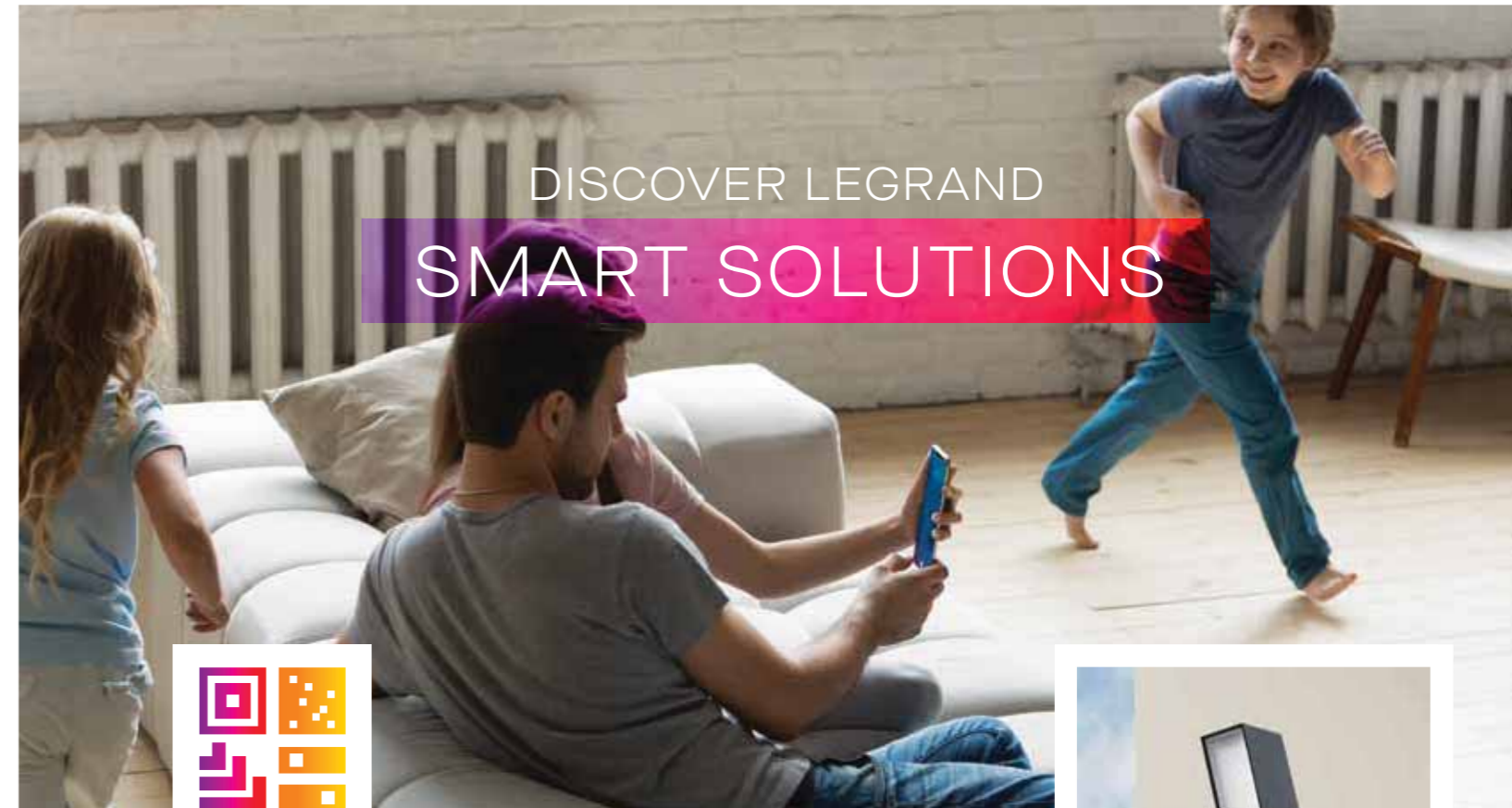


5 742 15 5 742 08

Pack	Cat.Nos	Wireless light switch - 1-gang
1	5 742 05	<p>Supplied with support frame To be equipped with plate p. xx-xx Used to add an extra lighting control Easy pairing by tapping the wired product Controls up to 20 wired products: switches, micromodules, socket outlets Supplied with CR2032 3 V long-life battery for power supply and 4 removable stickers for fixing the control unit on any substrate. LED function for low battery indication</p> <p>○ White ● Magnesium ● Champagne ● Soft Alu</p>
1	5 742 23	
1	5 742 32	
1	5 742 14	
1	5 742 44	<p>Wireless light switches - 2-gang Supplied with support frame To be equipped with plate p. xx-xx Used to add an extra lighting control Easy pairing by tapping the wired product Controls up to 2 x 20 wired products: switches, micromodules, socket outlets Supplied with CR2032 3 V long-life battery for power supply and 4 removable stickers for fixing the control unit on any substrate LED function for low battery indication</p> <p>○ White ● Magnesium ● Champagne ● Soft Alu</p>
1	5 742 46	
1	5 742 47	
1	5 742 45	
1	5 742 52	<p>Wireless motion sensor Allows to control up to 20 wired switches, micromodules and socket outlets Easy pairing by tapping the wired products Supplied with 2 x AA battery For indoor and outdoor use Recommended distance between 2 sensors: 6 m Recommended installation height: 2.5 m Time delay adjustable from 1 to 30 min Range: 8 m Detection angle: 140° Sensor range adjustable from 2 m to 8 m Light level threshold adjustable from 1 to 1000 lux</p>
1	0 676 94	<p>Wireless switch on/off module Allows to transform a mechanical 2-way switch into a wireless on/off switch. Small size for easy integration into the wall box To be paired with one connected switch, micro-module, socket outlet Supplied with CR2032 3V long-life battery for power supply</p>

Pack	Cat.Nos	Wireless scenario switches
1	5 742 06	<p>Supplied with support frame To be equipped with plate p. xx-xx Supplied with CR2032 3 V long-life battery for power supply and 4 removable stickers for fixing the control unit on any substrate LED function for low battery indication Home/Away wireless master switch Used to add an extra Home/Away wireless master switch Works in the same way as the Home/Away wireless master switch included in the gateway pack Home/Away life scenes can be customised in the Home + Control App.</p> <p>○ White ● Magnesium ● Champagne ● Soft Alu</p>
1	5 742 24	
1	5 742 33	
1	5 742 15	
1	5 742 08	<p>Wake up/Sleep wireless switch Used to add 2 extra scenes to a connected installation Preset Wake up/Sleep life scenes which can be customised in the Home + Control App.</p> <p>○ White ● Magnesium ● Champagne ● Soft Alu</p>
1	5 742 26	
1	5 742 35	
1	5 742 17	
1	574312	<p>Wireless Switch 4 scenes ○ White ● Magnesium ● Champagne ● Soft Alu</p>
1	574314	
1	574315	
1	574313	
1	5 742 07	<p>Curtain/roller blind wireless switch Used for remote control or centralization of up to 20 wired roller blind switches Pair by tapping on the selected roller blind switch(es) Supplied with CR2032 3 V long-life battery for power supply and 4 removable stickers for fixing the control unit on any substrate LED function for low battery indication 2 modules</p> <p>○ White ● Magnesium ● Champagne ● Soft Alu</p>
1	5 742 25	
1	5 742 34	
1	5 742 16	
1	067695	<p>Pocket remote control Allows lighting and roller blinds control Can be attached to a keyring Supplied with CR2032 3V battery for power supply ● Graphite</p>

Red catalogue number: new product



DISCOVER LEGRAND
SMART SOLUTIONS



INTRODUCING ELIOT: Legrand's connected devices programme that helps bring smart, energy-efficient buildings to life. With Eliot, Legrand is constantly innovating to make the connected home simpler to access and use with an ever-increasing choice of solutions.



NETATMO CAMERAS AND WEATHER STATIONS



DOOR ENTRY SYSTEMS



ARTEOR WITH NETATMO SWITCHES & SOCKETS



EXCEL LIFE SMART SWITCHES & SOCKETS



GALAXY - CONNECTED EMERGENCY LIGHTING SYSTEM



SMART DOWNLIGHTS

MyHOME
Integration and control



Pack	Cat.Nos	Control server using the app
1	MYHOMESERVER1	Server to associate devices during the system starting-up and for the local and remote management of the functions by the user with the specific MyHOME application for Android and iOS smartphones or tablets.

Pack	Cat.Nos	HOMETOUCH - Touch screen 7"
1	067259	HOMETOUCH - Touch Screen 7" for the management of all MyHOME functions, that can be integrated with the video door entry system and with indoor and outdoor Netatmo cameras, to be used as connected internal unit. To use the home automation functions, configuration is not necessary. It is possible to display the MyHOME system status and control the integrated functions (lights, automation, scenarios, burglar alarm, temperature management, Nuvo music system, ...). Thanks to the "DOOR ENTRY for HOMETOUCH" application, available both for Android and iOS operating systems, it is also possible to manage the video door entry functions of a BTicino 2 wires system using the 7" capacitive display or the Smartphone. Flush mounted installation with box for masonry walls (item 003487) or wall mounted installation with the supplied metal bracket. Also available in white finish (ref. 003488A)


Pack	Cat.Nos	Box for flush mounted installation
	003487	Box for flush mounted installation of the HOMETOUCH Touch screen item 067259. Width 197 mm, height 148 mm and depth 52 mm.
	3487AP	Support for flush mounted installation on plasterboard walls of the HOMETOUCH Touch screen.

Pack	Cat.Nos	sCS/DALI interface
1	F429	DALI dimmer, 8 independent outputs with maximum load 16 ballast at 230 Vac, pushbutton for load direct control - 6 DIN modules

Pack	Cat.Nos	Driver manager
1	F459	Integration platform with other brand systems - 6 DIN modules

Contact your Legrand Australian representative to check the feasibility of specific integrations and to request the licence needed to use the Driver manager.

Arteor MyHome
BUS touch screens



Pack	Cat.Nos	BUS touch screens
		MyHOME screen 10" 10" LCD capacitive touch screen used for: - management of MyHOME, Nuvo and video door entry system - management of multimedia contents (Ethernet, USB, SD card) - management of customised profiles Navigation by rooms Possibility of customizing background images Wall-mounting installation Supplied complete with plates Requires power supply unit Cat.No 3 460 20
1	0 672 19	○ White
1	0 672 28	● Black

Pack	Cat.Nos	Scenario controllers
		For controlling a number of controllers and managing 4 scenarios Supplied complete with scenario identification label Equipped with cover plates 2 modules To be equipped with support frames and plates
1	5 745 03	○ White - square version
1	5 745 04	● Magnesium - square version

Pack	Cat.Nos	8 push-buttons control
		For lighting, automation, sound diffusion and scenario functions To be equipped with support frames and plates 2 modules
1	0 675 92	
1	0 675 96	A5 sheets For the customisation of the symbols of Cat.No 0 675 92 ○ White
1	0 675 95	● Magnesium

Pack	Cat.Nos	Touch control mechanisms
		For controlling 1 or 2 controllers (eg: ON/OFF, shutters, scenario control) sound system, door release control, dimming: gradual switching on or off depending on the selected configuration To be installed in flush-mounting boxes Supplied complete, equipped with white or black touch plates
		Control up to 4 scenarios 2 modules
1	5 739 04	○ White- for BS flush-mounting boxes
1	5 739 05	● Black- for BS flush-mounting boxes
		Control up to 6 scenarios 3 modules
1	5 739 12	○ White
1	5 739 13	● Black





Arteor MyHome



BUS flush-mounting control mechanisms



675 52 + key cover 5 744 76 + plate
Brushed Pink Champagne 5 714 27

0 675 58 + key covers 5 745 74 +
5 744 93 + plate Soft Alu 5 714 82

Pack	Cat.Nos	For lighting and shutter control
1	675 52	For controlling a controller (eg: lighting, shutters or lighting + shutters) depending on the selected configuration Used to manage groups of functions and centralize them (scenario switch type) To be installed in flush-mounting boxes For controlling 1 or 2 controllers  2 modules To be equipped with key covers support frames and plates
1	675 54	For controlling up to 3 controllers  3 modules To be equipped with key covers support frames and plates
1	675 53	For multi-functions control For controlling 1 or 2 controllers (eg: ON/OFF, shutters, scenario control) door release control, dimming: gradual switching on or off depending on the selected configuration To be installed in flush-mounting boxes For controlling up to 4 scenarios  2 modules To be equipped with key covers support frames and plates For advanced shutter Point-point, room, group, and general control of the motor controlled rolling shutters, to be used in conjunction with actuators or 0 675 57. Stop, up, down function. Possibility of blade angle adjustment Recall of a previously saved opening/closing position. Recording of the opening/closing position on the control using self-learning procedure
1	067558	 2 modules To be equipped with key covers: shutter STOP marking and up/down symbol, support frames and plates

Pack	Cat.Nos	Flush-mounting controller with built-in control for lighting and shutter
1	067561	Actuator with 2 independent relays and 3 wires (with neutral) with built-in controls For single or double loads Used to connect a motor or 2 lighting circuits: 6 A incandescent/halogen lamps 2 A for motors, 2 A for ferromagnetic transformers and electronic transformer Compact fluorescent and LED: 1 A Logic relay interlocking by configuration The device can also be configured to manage a remote actuator, present on the BUS  2 modules To be equipped with key covers support frames and plates
1	067557	Flush-mounting controller with built-in control for advanced shutter Max. motor power: 460 W, 230/240V a.c. Motors controlled by interlocking relays or by sending pulses Position status feedback: closed, open, intermediate position Controlled according to different commands: up, down or % opening Logic relay interlocking. Stop, up, down function Possibility of blade angle adjustment Recall of a previously saved opening/closing position. Recording of the opening/closing position on the control using self-learning procedure  2 modules To be equipped with key covers: shutter STOP marking and up/down symbol, support frames and plates
















Red catalogue number: new product

Arteor MyHome

BUS key cover selection charts



Compatible with all Arteor control mechanisms

Key cover description	Pack	Number of modules	SQUARE VERSION		
			White ○	Magnesium ●	
Regulation symbol left-hand side mounting	5	1		5 744 87	5 744 86
Regulation symbol right-hand side mounting	5	1		5 744 89	5 744 88
Regulation symbol	5	2		5 744 89	5 744 88
Light symbol any side mounting	5	1		5 744 75	5 744 74
Light symbol	5	2		5 744 77	5 744 76
Dimmer symbol left-hand side mounting	5	1		5 744 69	5 744 68
Dimmer symbol right-hand side mounting	5	1		5 744 71	5 744 70
Dimmer symbol	5	2		5 744 71	5 744 70
Up/Down symbol any side mounting	5	1		5 744 93	5 744 92
Up/Down symbol	5	2		5 744 95	5 744 94
GEN marking	5	2		5 744 73	5 744 72
GEN/ON/OFF marking left-hand side mounting	5	1		5 744 83	5 744 82
GEN/ON/OFF marking right-hand side mounting	5	1		5 744 85	5 744 84
GEN/ON/OFF marking	5	2		5 744 85	5 744 84
ON/OFF marking left-hand side mounting	5	1		5 744 79	5 744 78
ON/OFF marking right-hand side mounting	5	1		5 744 81	5 744 80
ON/OFF marking	5	2		5 744 81	5 744 80
Shutter STOP marking any side mounting	5	1		5 745 47	5 745 48
Without marking any side mounting	5	1		5 744 65	5 744 64
Without marking	5	2		5 744 67	5 744 66

Arteor MyHome

BUS sensors



488 20 488 22

Check presence and light level continuously, switch off when there is sufficient natural light
Automatic switch-on/off (factory setting)
Connect to controllers by cord or RJ 45 cable or BUS/SCS cable to be fitted with RJ 45 connector Cat.No. 0 488 72

Pack	Cat.Nos	Sensors ideal for passage areas
1	488 20	PIR technology ceiling-mounting lighting management sensor, 360° Range 8 m IP 20 Optimum distance between 2 sensors: 6 m Consumption: 0.2 W on standby Fixes directly to a false ceiling with mounting claws (included) or installed in a Batibox box, depth 50 mm Can be surface-mounted on ceiling using accessory Cat.No 0 488 75
1	488 22	Sensors ideal for working areas Dual technology ceiling-mounting lighting management sensors, 360° Infrared and ultrasonic detection, range Ø 8 m Recommended fixing height: 2.5 m IP 20 Optimum distance between 2 sensors: 6 m Consumption: 0.5 W on standby Fixes directly to a false ceiling with mounting claws (included) or installed in a Batibox box, depth 50 mm Can be surface-mounted on ceiling using accessory Cat.No 0 488 75 Automatic sensors with passive IR presence sensor and light sensor Range 8 m for an installation height of 1.2 m Time delay before switch-off and adjustable light level 2 modules IP 41 Consumption 0.3 W on standby PIR motion sensor To be equipped with support frames (p. 81) and plates (p. 82 - 83) ○ White ● Magnesium
1	5 740 46 5 740 96	Surface-mounting boxes For ceiling-mounting sensors. Cat.Nos 0 488 04/06/07/09/17/20 and 0 489 18/19/35/36
1	488 75	Arteor 180° dual technology presence sensor Automatic sensors with integrated push-button Dual technology passive IR and ultrasonic presence sensor Light sensor Range 8 m for an installation height of 1.2 m Time delay before switch-off and adjustable light level 2 modules IP 41 Consumption 0.5 W on standby Dual technology presence sensor To be equipped with support frames and plates ○ White ● Magnesium

Arteor MyHome

BUS temperature control



5 740 48 + 5 715 02 0 674 59 + plate Cube 5 714 77 BT3454 3501/AUX 3501/GCEN

Pack	Cat.Nos	Arteor display thermostats
1	0 674 59	Flush mounting thermostat with backlit display Can be used to control the temperature of an individual zone Features a temperature probe and an input for connecting a contact line (e.g. window contact) Can be used to manage different types of systems, and to adjust the fan speed when fan coils are used Possibility of automatic operation (summer/winter), with compatible systems 2 modules To be equipped with support frames and plates
1	BT3454	Temperature probe Temperature interface with input for external sensors. Can work as master and slave probe Compatible with external temperature sensors Cat.No BT345
1	3501/0 3501/1 3501/2 3501/3 3501/4 3501/5 3501/6 3501/7 3501/8 3501/9 3501/GR 3501/AUX 3501/ON 3501/OFF 3501/O/I 3501/PUL 3501/SLA 3501/CEN 3501/T 3501/TM 3501K 3502	Plug-in jumpers Jumpers Used to associate an address with the different system components These products cannot be used to configure MyHOME 0 1 2 3 4 5 6 7 8 9 GR AUX ON OFF O/I PUL SLA CEN ↑↓ ↑↓M Kit with «0 to 9» jumpers (10 of each number) Plier Plier for plug-in jumpers

MyHOME

Actuators for lights, shutters and different loads



F411U2 F411/4

Pack	Cat.Nos	Actuators for centralisations
1	F411U2	Actuator with 2 independent relays – for single and double loads: 10 A resistive and 6 A incandescence lamps, 500 W for reducer motors, 2 A cosφ 0.5 for ferromagnetic transformers and 250 W for fluorescent lamps - logic relay interlock via configuration - it has "Zero crossing" technology - 2 DIN modules
1	F411/4	Actuator with 4 independent relays - for single, double or mixed loads: 2 A resistive, 2 A incandescence lamps, 500 W for reducer motors, 2 A cosφ 0,5 for ferromagnetic transformers and 70 W for fluorescent lamps - logic relay interlock via configuration - 2 DIN modules

MyHOME

Dimmer actuators for lights, shutters and different loads



F413N F429 F418U2

Pack	Cat.Nos	Dimmers for centralisations
1	F413N	1-output dimmer to supply fluorescent lamps or LED sources with input 1-10 V for single loads up to 2.5 A at 230/240V a.c. – type of screw connection - power supply 27 Vd.c. – absorption 30 mA – max 10 ballast that can be connected (clamps 1-2) - with pushbutton for load direct control - version for fastening on DIN rail - 2 modules
1	F429	DALI dimmer with 8 independent outputs for the connection of up to 16 DALI reactors for each output – 230/240V a.c. power supply 50/60 Hz; 110 - 240 Vd.c. – absorption 5 mA - with pushbutton for load direct control - version for fastening on DIN rail - 6 modules
1	F418U2	Two-channel dimmer for the management of dimmer LEDs, dimmer compact fluorescent lamps (CFL), energy saving halogen lamps and electronic transformers at 110-230V. Possibility of parallelisation of the two channels to increase the maximum power which can be managed. power supply 27 Vd.c., absorption 18 mA - version for fastening on DIN rail - 4 modules

Actuators	LOAD COMPATIBILITY (230/240V a.c. 50/60 Hz)						
	Type						
	Energy saving incandescence and halogen lamps	LED lamps	Linear fluorescent lamps ¹⁾	Compact fluorescent lamps	Electronic transformers ³⁾	Ferromagnetic transformers ^{2) 3)}	Reducer motors for shutters ⁴⁾
F411U2	10 A 1380 W	250 W Max 4 lamps	4 A 230 W	250 W Max 4 lamps	4 A 230 W	4 A cosφ 0,5 460 VA	2 A 460 W
F411/4	2 A 460 W	70 W Max 2 lamps	0.3 A 70 W	70 W Max 2 lamps	0.3 A 70 W	2 A cosφ 0,5 460 VA	2 A 460 W
F413N	-	-	2 A 460 W ⁵⁾ Max 10 ballast, type T5, T8, compact or driver for LED	-	-	-	-
F418U2	2x300 W	2x300 VA	-	2x300 VA	2x300 VA	2x300 VA	-
F429	SCS/DALI dimmer interface - 8 x16 ballast						

Notes:

- 1) Power factor corrected fluorescent lamps, discharge lamps.
- 2) Account must be taken of the transformer yield to calculate the effective power of the load connected to the actuator. For example if a dimmer is connected to a 100 VA ferromagnetic transformer with yield 0.8, the effective power of the load will be 125 VA.
- 3) The transformer must be loaded at its rated power and however never less than 90% of this power. It is preferable to use a single transformer rather than several transformers in parallel. For example it is better to use a single 250 VA transformer with 5 50W spotlights connected rather than use 5 50 VA transformers in parallel each with a 50 W spotlight.
- 4) The symbol on the actuators refers to the shutter reducer motors.
- 5) Only compatible with lamps with 1/10 V ballast.

MyHOME

BUS common accessories



Pack	Cat.Nos	DIN rail actuators 230/240V a.c. - 50/60 Hz
1	F430/2	Actuator with 2 independent relays For single and double loads: 6 A resistive, 3 A motorised valves and pumps 2 DIN modules 17.5 mm
	F430/4	Actuator with 4 independent relays For single, double or mixed loads: 6 A resistive, 3 A motorised valves, pumps and fan-coils 2 DIN modules 17.5 mm
1	E46ADCN	BUS power supplies 27 V_{DC} - 1.2 A Maximum consumption: 300 mA Maximum current supplied: 1.2 A 8 DIN modules 17.5 mm
1	E49	27 V_{DC} - 0.6 A Maximum current supplied: 0.6 A 2 DIN modules 17.5 mm Input voltage: 230/240V a.c. - output voltage 27 V _{DC}
1	346020	Additional power supply Provides power for Webserver 2 DIN modules 17.5 mm
1	3559	USB cable Programming cable
1	F425	Additional DIN devices Memory module for actuators Restore the last state of an actuator in case of a power failure 2 DIN modules 17.5 mm
1	F422	SCS-SCS gateway (extension) Allows the extension of the installation or the integration between different functions Suitable for larger installations 2 DIN modules 17.5 mm

Pack	Cat.Nos	Actuators for temperature control
1	F430R8	Actuator with 8 independent relays for the control of on-off valves, motorised valves (open-close and three points), pumps and fan coils with 2 and 4 tubes - 4A resistive, 1A motor valves, pumps and fan-coils- SCS-bus connection - 4 DIN modules
1	F430R3V10	Actuator with 3 independent relays and 2 x 0-10 Volts outputs for the control of fan coils with 2 and 4 tubes with proportional 0-10 Volt valves - 4A resistive, 1A fan coil - SCS-BUS connection - 4 DIN modules
1	F430V10	Actuator with 2 x 0-10 Volt outputs for the control of 0-10 proportional valves - SCS-BUS connection - 2 DIN modules

MyHOME

Energy management



Pack	Cat.Nos	Consumption display
1	F520	Meter for the measurement of electricity on a maximum of 3 lines, by connecting 3 toroids to the appropriate inputs. Version for fastening on DIN rail - 1 module.
1	3523	Additional electricity meter toroid, item F520 and for actuator with sensor, item F522 for the measurement of the earth leakage current. Cable length 400 mm.
1	F521	Load control management Central unit for the management and control of the actuators of the load control system, to prevent the risk of detachment of the limiter of the electricity supplier. The central unit manages up to 63 loads, a contract power between 1.5 and 18 kW, and tolerance up to +/- 20%. It integrates an electricity meter for the controlled line. Version for fastening on DIN rail - 1 module. The device is fitted with 1 toroid.
1	F522	Actuator with integrated current sensor for the measurement of the controlled load consumptions. 1 relay - 10 A for incandescence lamps and 4 A for fluorescent lamps or ferromagnetic transformers, and 500 W for compact fluorescent and LED lamps - Bistable relay with zero crossing for the Automation and/or Load control management functions. Version for fastening on DIN rail - 1 module. Earth leakage control by connecting the additional toroid, item 3523.
1	F523	1 relay actuator - for incandescence lamps and 4 A for fluorescent lamps or ferromagnetic transformers, and 500 W for compact fluorescent and LED lamps - bistable relay with zero crossing for the Automation and/or Load control management functions. Version for fastening on DIN rail - 1 module.
1	3508BUS	Accessories removable clamp for BUS connection - width 3.81 mm
1	3508U3	removable clamp 3 poles

Pack	Cat.Nos	BUS/SCS connection
1	L4669	Sheathed pair made up of 2 flexible wires with unshielded plaited sheath - insulation 300/500 V - complies with standards CEI 46-5 and CEI 20-20 - coil length 100 metres
1	L4669/500	as above - in 500 m coils

System	Cable	
	L4669 - L4669/500	336904
Automation	•	•(1)
Energy Management/Consumption Display	•	•(1)
Temperature control	•	•(1)
Video door entry system		•

NOTE (1): for systems underground cable sections

Guest room management system

ENTRANCE AREA	LIVING AREA		SLEEPING AREA
<p>EXTERNAL INDICATOR WITH ACCESS CONTROL READER, KEY CARD HOLDER AND DND-MUR CONTROL</p>	<p>6-SCENE TOUCH CONTROL</p>	<p>6-SCENE TOUCH CONTROL</p>	<p>BEDSIDE PANEL WITH 6 SCENES AND TEMPERATURE CONTROL</p>

Thanks to the Legrand Guest Room Management System, different scenes can be set in each guest room for a new and unique experience.

The objective is to consistently satisfy guests' needs and expectations in their rooms. They will appreciate the ability to control the lighting, the curtains, the temperature and the fan control unit easily through the user friendly interfaces. Using Legrand multimedia connectivity solutions, your guests will be able to connect and use their high-tech equipment in their rooms.



DIGITAL THERMOSTAT

UX for Upscale Hotels

BUS



0 487 77

0 487 74

0 487 72

0 487 73

Pack	Cat.Nos	Scenario controllers
1	0 487 77	To be equipped with support frame Cat.No 0 487 79 2-scene and DO NOT DISTURB – MAKE UP ROOM activation 4 gang touch plate wake up, sleep, DO NOT DISTURB – MAKE UP ROOM ● Black
1	0 487 74	6-scene activation 6 gang touch plate wake up, sleep, TV, Master OFF, Open/close curtains ● Black

Pack	Cat.Nos	Bedside panel BUS/SCS
1	0 487 72	Temperature control, DO NOT DISTURB activation and 5 scenes controls (Master OFF, wake up, sleep, TV, reading) To be equipped with support frame Cat.No 0 487 79 (see next page) ● Black
1	0 487 73	Display thermostat ● Black Features a temperature and humidity probe and an input for connecting a contact line (e.g. window contact) Can be used to manage different types of systems, and to adjust the fan speed when fan coils are used Possibility of automatic operation (summer/winter), with compatible systems To be equipped with support frame Cat. No 0 487 79

UX for Upscale Hotels

BUS (continued)



0 487 76

0 487 70

Pack	Cat.Nos	Control indicators for room management
1	0 487 75	To be equipped with support frame Cat.No 0 487 79 DO NOT DISTURB – MAKE UP ROOM external indicator and bell push-button ● Black
1	0 487 76	DO NOT DISTURB – MAKE UP ROOM external indicator and bell push-button + badge reader ● Black
1	0 487 78	Movement detector PIR sensor for virtual key-card function To be installed in false ceiling Ø20 mm It detects guest presence and activates room functions

Pack	Cat.Nos	Keycard switches BUS/SCS
1	0 487 70	DO NOT DISTURB – MAKE UP ROOM activation 2 modules To be equipped with support frame Cat.No 0 487 79 Keycard reader with badge discrimination (guest or staff) ● Black Enable launching of different actions depending on guest or staff incoming
1	0 487 71	Keycard holder Only works with ISO 13.56 MHz badges ● Black
1	0 487 79	Accessories Support frame For flush mounting in 2 and 3 modules flush-mounting boxes
1	0 487 88	Flush mounting accessory For extra-slim flush-mounting installation (e.g furniture) Replace use of support frame Cat.No 0 487 79

Product customisation possible using software available on www.uxforupscalehotel.legrand.com



Red catalogue number: new product

Red catalogue number: new product

Hotel equipment

Arteor™ BUS



5 740 89 0 675 92 + plate Reflective Black 5 714 57 0 674 59 + plate Cube 5 714 77 5 739 05

Support frame and plate selection charts p. 71 - 73

Pack	Cat.Nos	Touch control scenario controllers
1 1	5 740 89 5 745 89	4-scene touch control - 4 scenarios "wake up / sleep / TV / relax" scenarios - 2 modules Touch control plates, supplied complete, to be installed in BS flush-mounting boxes ○ White ● Black
1	0 675 92	8 push-buttons control For lighting, automation, sound diffusion and scenario functions To be equipped with support frames and plates 2 modules
1 1	0 675 96 0 675 95	A5 sheets For the customisation of the symbols of Cat.No 0 675 92 ○ White ● Magnesium

Pack	Cat.Nos	Touch control mechanisms
1 1	5 739 04 5 739 05	For controlling 1 or 2 controllers (eg: ON/OFF, shutters, scenario control) sound system, door release control, dimming: gradual switching on or off depending on the selected configuration To be installed in flush-mounting boxes Supplied complete, equipped with white or black touch plates Control up to 4 scenarios 2 modules ○ White- for BS flush-mounting boxes ● Black- for BS flush-mounting boxes
1 1	5 739 12 5 739 13	Control up to 6 scenarios 3 modules ○ White ● Black

Hotel equipment

Arteor™ BUS (continued)



0 675 90 + plate Reflective Stainless Steel 5 714 37 0 675 93 + key plate 5 743 97 + plate Mirror Black 5 752 53

Support frame and plate selection charts p. 71 - 73

Pack	Cat.Nos	Keycard switches BUS/SCS
1 1	5 722 35 5 727 35	Equipped with rocker plates, to be equipped with support frames and plates For energizing a circuit by inserting a key fob Time delay of approx. 30 sec. after card removal Lighting of the slot by LED 2 modules Mechanical keycard switch ○ White ● Magnesium
1 1	5 722 36 5 727 36	RFID keycard switch Only works with ISO 13.56 MHz badges ○ White ● Magnesium
1 1	0 675 90 0 675 91	DO NOT DISTURB – MAKE UP THE ROOM control indicators To be equipped with support frames and plates External indicator and bell pushbutton External indicator and bell pushbutton + badge reader
1	0 675 93	DO NOT DISTURB – MAKE UP ROOM mechanism 2 modules To be equipped with key cover, support frames and plates
5 5 5 5	5 743 46 5 743 47 5 743 48 5 743 49	Cover plates with DO NOT DISTURB symbol - 2 modules ○ White ● Magnesium ○ White ● Magnesium ○ White ● Magnesium
2 2 2 2	5 743 94 5 743 95 5 743 96 5 743 97	Couple of cover plates with DO NOT DISTURB symbol and MAKE UP ROOM symbol ○ White ● Magnesium ○ White ● Magnesium

Hotel equipment

Equipment for reception, room and infrastructure



048408 MH201 F458

Pack	Cat.Nos	Reception products
5	0 675 89	Badge - key card Credit card shaped badge (ISO 50 x 80 mm) It uses transponder technology with frequency 13.56 MHz To be used with programmer Cat.No 348402 The badge can be customized and is sold in packs of 10
1	348402	Programmer Desk device to be connected to the PC (at the reception) to program badges
1	MH201	Room products IP scenario module Manages scenarios related to hotel rooms (With basic time and logic conditions) Works as a gateway for the Configuration software
1	0 484 08	Bacnet Room Controller Units Power modules equipped with output contacts for controlling: - different types of ON/OFF load (lighting, roller shutters, contactors, motors, etc.) - a DALI dimming output for 64 ballasts max. Loads are managed by the controls to which they are linked: either by BUS SCS controls, or by wired connection input terminals (switches, push-buttons, volt-free contacts) 8 inputs - 10 outputs 8 DIN modules 17.5 mm
1	0 484 12	16 inputs - 16 outputs 12 DIN modules 17.5 mm
1	F459	Infrastructure products To be associated with Cat.No MH201 Driver manager Integration platform with other brand systems 6 DIN modules 17.5 mm Contact the agency to check the feasibility of specific integrations and to request the licence needed to use the Driver manager





5 735 02 + plate Graphite 5 756 32
 5 735 03 + plate Gold Brass 5 764 20
 5 735 12
 0 674 64 + plate Cube 5 714 77

Support frame and plate selection charts p. 71 - 73
 Key covers selection chart p. 85

Directly connected to the KNX BUS (supplied with KNX connectors)
 Programming through ETS software

Pack	Cat.Nos	Arteor KNX control mechanisms
1	0 675 71	For lighting control (ON/OFF, dimming, scenario...), shutters and slats controls and automation control. Equipped with programmable LEDs (12 colours available) to indicate the status of the loads and provide system and alarm status feedback. Mechanism to be equipped - 4 actuation points 2 modules To be equipped with key covers support frames and plates 4 actuation points With label holder To be equipped with support frames and plates
1	5 742 03	○ White - square version
1	5 744 04	● Magnesium - square version
1	5 735 02	○ White - round version
1	5 735 03	● Magnesium - round version
1	5 735 04	Touch control mechanisms - 4 actuation points Supplied with glass plates Upon request, customization of plates possible with any other standard symbols (please contact us)
1	5 735 05	○ White ● Black
1	5 735 12	Touch control mechanisms - 6 actuation points Supplied with glass plates Upon request, customization of plates possible with any other standard symbols (please contact us)
1	5 735 13	○ White ● Black

Pack	Cat.Nos	Room Controller Units
1	0 484 08	Power modules equipped with output contacts for controlling: - different types of ON/OFF load (lighting, roller shutters, contactors, motors, etc.) - a DALI dimming output for 64 ballasts max. Loads are managed by the controls to which they are linked: either by BUS/KNX controls, or by wired connection input terminals (switches, push-buttons, volt-free contacts). Multiphase connection and consumption measurement. 2 modules
1	0 484 12	To be equipped with key covers support frames and plates 8 inputs - 10 outputs 8 DIN modules 17.5 mm
1	0 674 64	Arteor temperature control 1,6" backlight display with 4 push-buttons and embedded a temperature probe Used to manage different types of heating/cooling system (FCU, heating/cooling valve, fan, electric load, ...) in combination through KNX with dedicated HVAC controller (for details see dedicated KNX brochure) - monitoring the ambient temperature with desired unit - adjustment of the temperature set-point and/or fan speed - selection of operating mode (comfort, protection) To be installed in flush-mounting boxes 2 modules To be equipped with support frames and plates

Red catalogue number: new product



572269 + 575210
 5 710 55
 5 722 53
 767 11
 5 721 53

Pack	Cat.Nos	MediaHub
1	5 722 69	Allows the user to: - watch films from a PC or camcorder on TV: HDMI socket - watch the content of a USB stick on TV: 1 A USB Data socket - charge devices: USB socket (total power 3 A) - listen to music from a smartphone, tablet, etc on TV: Bluetooth function Inputs: 2 USB chargers including 1 USB Data, HDMI, Bluetooth audio Output: HDMI and USB Data Power supply with transformer provided 2 modules To be equipped with British Standard square plates 2 Modules: 575210 (White), 571302 (Soft Alu.), 575214 (Mirror White)
1	5 727 69	○ White ● Soft Alu
1	5 722 30	Mechanical key card switches For energizing a circuit by inserting a key fob Cat.No 5 722 59 or a smart card (access card for a hotel room) Example of use: hotel room power supply only when guest is present Time-delay of approx. 30 sec. after card removal To be equipped with single pole latching relay Cat.Nos 5 722 27 or 5 727 27 2 modules
1	5 727 30	○ White ● Magnesium
1	5 700 55	● Champagne
1	5 710 55	● Soft Alu
1	5 722 53	Key card switches 230 V For energizing a circuit for example meeting room, office, hotel room... Works only with ISO type contactless key card Cat.Nos 0 767 11/12/13 or other ISO type 13.56 MHz key card Time-delay of approx. 30 sec. after card removal Low capacity contact 230/240V a.c. - 30 VA Lighting of the slot by LED To be equipped with support frames (p. 81) and plates (p. 82 - 83) 2 modules
1	5 727 53	○ White ● Magnesium

Pack	Cat.Nos	Key card switches
10	5 722 59	For mechanical key card switches Enable use of key fob switches in hotels with key locks Supplied complete with a label holder for individual hotel identification
10	5 727 59	○ White ● Magnesium
10	767 11	For RFID key card switches MIFARE contactless badge card ISO format (50 x 80 mm) Chip: 13.56 MHz Standard 1 KB memory
10	5 721 55	Shaver sockets Conform to BS EN 61558-2-5. IP 24 For use with European, British, American, Australian 2-pin plugs. Screwless live and neutral terminals Double wound isolating transformer Automatic self-resetting overload feature Plug insertion operates micro-switch which energises transformer To be equipped with BS 2 gang - 3-module plates: 575070 (White), 575072 (Graphite), 571305 (Soft Alu.), 575073 (Mirror Black), 575074 (Mirror White) For flush-mounting boxes, use BS 2 gang box depth 48 mm, US type, Italian type boxes depth 48 mm or Cat.No 0 801 55 Power supply: 230/240V a.c. - 50/60 Hz 3 modules
10	5 726 55	○ White ● Magnesium
10	5 721 53	○ White - with earth connector ● Magnesium - with earth connector
10	5 726 53	

Red catalogue number: new product

Hotel equipment

Arteor™ wiring devices square version



Support frame and plate selection charts p. 71 - 73

Mechanisms supplied with rocker plates, to be equipped with support frames (p. 71) and plates (p. 72 - 73)

Pack	Cat.Nos	Lighting control
10	5 732 84	Master switch - 2 modules 2-way double pole 20 AX - 250 V± for general control: all ON / all OFF ○ White ● Magnesium
10	5 737 84	
10	5 732 86	Master push-button - 2 modules 2-way 6 A - 250 V± for general control: all ON/ all OFF ○ White ● Magnesium
10	5 737 86	
10	5 732 94	Switch for bed lights - 2 x 1 module 2 x 2-way switch - 10 AX - 250 V± ○ White ● Magnesium
5	5 737 94	
10	5 732 22	Electric roller blinds control - 230/240V a.c. Double switch 10 A - 2 modules For direct control of a motor (mechanism with fixed positions) ○ White ● Magnesium ● Champagne ● Soft Alu
10	5 737 22	
10	5 737 76	
10	5 737 75	
10	5 732 24	Double push-button 10 A - 2 modules For control via automatic box (N/O mechanism) ○ White ● Magnesium
10	5 737 24	
10	5 732 34	Curtain control - 230/240V a.c. Double switch 10 A - 2 modules For direct control of a motor (mechanism with fixed positions) ○ White ● Magnesium
10	5 737 34	
10	5 732 36	Double push-button 10 A - 2 modules For control via automatic box (N/O mechanism) ○ White ● Magnesium
10	5 737 36	

Pack	Cat.Nos	Hotel bedroom call indicators
5	5 720 57	Enable the resident to inform hotel staff of the room status Two settings are possible: - Do not disturb - Please clean the room 2 x 1 module Indicator for corridor Indicator lamp and bell push Installed in the corridor, display calls Supplied with LED ○ White ● Magnesium
5	5 725 57	
5	5 720 54	Internal control unit Allows the user to select the desired setting Supplied with LED ○ White ● Magnesium
5	5 725 54	
5	5 722 24	Illuminated signs Mechanisms integrating LEDs and a pivoting window that can take customised labels (printed using a simple text editor on transparent printing paper) 2 modules Green or red LEDs Sign with 2-state LEDs with choice of green or red configurable on the mechanism. Power level: 1 W ○ White ● Magnesium
5	5 727 24	
5	5 722 25	Blue LEDs Sign with blue LEDs A choice of 2 power levels: 0.2 or 1 W ○ White ● Magnesium
5	5 727 22	
10	5 722 04	Buzzers 230 V - 1 module ○ White ● Magnesium
5	5 727 04	

See p. 61 and 62 for USB Type-C chargers



Hotel equipment

Arteor™ wiring devices round version



Support frame and plate selection charts p. 71 - 73

Mechanisms supplied with rocker plates, to be equipped with support frames (p. 71) and plates (p. 72 - 73)

Pack	Cat.Nos	Lighting control
10	5 732 85	Master switch - 2 modules 2-way double pole 20 AX - 230/240V a.c. for general control: all ON / all OFF ○ White ● Magnesium
10	5 737 85	
10	5 732 87	Master push-button - 2 modules 2-way 6 A - 230/240V a.c. for general control: all ON/ all OFF ○ White ● Magnesium
10	5 737 87	
5	5 732 95	Switch for bed lights - 2 x 1 module 2 x 2-way switch - 10 AX - 230/240V a.c. ○ White ● Magnesium
5	5 737 95	
5	5 732 97	Push-button for bed lights - 2 x 1 module 2 x 2-way push-button - 6 A - 230/240V a.c. ○ White ● Magnesium
5	5 737 97	
10	5 732 23	Electric roller blinds control - 230/240V a.c. Double switch 10 A - 2 modules For direct control of a motor (mechanism with fixed positions) ○ White ● Magnesium
10	5 737 23	
10	5 732 25	Double push-button 10 A - 2 modules For control via automatic box (N/O mechanism) ○ White ● Magnesium
10	5 737 25	
10	5 732 35	Curtain control - 230/240V a.c. Double switch 10 A - 2 modules For direct control of a motor (mechanism with fixed positions) ○ White ● Magnesium
10	5 737 35	
10	5 732 37	Double push-button 10 A - 2 modules For control via automatic box (N/O mechanism) ○ White ● Magnesium
10	5 737 37	

Pack	Cat.Nos	Hotel bedroom call indicators
5	5 720 67	Enable the resident to inform hotel staff of the room status Two settings are possible: - Do not disturb - Please clean the room 2 x 1 module Indicator for corridor Indicator lamp and bell push Installed in the corridor, display calls Supplied with LED ○ White ● Magnesium
5	5 725 67	
5	5 720 74	Internal control unit Allows the user to select the desired setting Supplied with LED ○ White ● Magnesium
5	5 725 74	
10	5 722 08	Buzzers 230 V - 2 modules ○ White ● Magnesium
10	5 722 48	

Legrand Australia

Building 4, Nexus Industry Park
43-47 Lyn Pde Prestons NSW 2170
1300 369 777
www.legrand.com.au

Legrand New Zealand

106-124 Target Road Glenfield
Auckland 0627 New Zealand
0800 476 009
www.legrand.co.nz

